



TIME FOR ENGLISH



STUDENT'S BOOK

PRIMARY TWO
Second Term

Susan Rivers
Setsuko Toyama

Adaptation for Egypt
Nadia Toubia
Sahar Rizk

غير مصرح بتداول هذا الكتاب خارج وزارة التربية والتعليم

2018 - 2019

Table of Contents

	Page
Syllabus	i
Unit 7 : At the Restaurant	1
Unit 8 : At the Supermarket	9
Unit 9 : At the Circus	17
Review 1	25
Unit 10 : Around Town	29
Unit 11 : In Mona's Garden	37
Unit 12 : At the Park	45
Review 2	53
Songs and Chants	61
My Picture Dictionary	64
Checklists 1 and 2	66
Word List	68
Tests	69

Syllabus

UNIT	TOPIC	LISTENING/SPEAKING	READING/WRITING	PHONICS	GRAMMAR
7	At the Restaurant	give polite commands express likes & dislikes identify speakers in a conversation	write words read words vocabulary: food	distinguish between sounds of letters: s & z associate sound of letters with written form	I like ... I don't like ...
8	At the Supermarket	request an object respond to requests express gratitude ask about likes & dislikes identify speakers in a conversation	write words read words vocabulary: fruits & vegetables	identify sound of short a associate sound of letters with written form	Do you like ...? Yes / No, ...
9	At the Circus	ask about someone's health express sympathy describe others' physical appearance identify speakers in a conversation	write words read words vocabulary: physical descriptions	identify sound of short e associate sound of letters with written form	He / She's ... He / She isn't ...
Review 1		participate in a conversation identify meaning of a conversation	recognise and produce words (vocabulary)		
10	Around Town	ask for someone's telephone number ask for repetition ask about occupations identify speakers in a conversation	write words read words vocabulary: occupations	identify sound of short i associate sound of letters with written form	Is he / she ...? Yes / No ...
11	In Mona's Garden	introduce others meet someone politely express ability & inability identify speakers in a conversation	write words read words vocabulary: actions	identify sound of short o associate sound of letters with written form	I can / can't ...
12	At the Park	friendly leave taking ask about ability identify speakers in a conversation	write words read words vocabulary: actions	identify sound of short u associate sound of letters with written form	Can you ...? Yes / No, I ...
Review 2		participate in a conversation identify meaning of a conversation	recognise and produce words (vocabulary)		



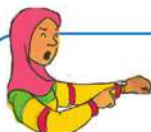
At the Restaurant

Conversation Time

A.  Listen and repeat.

B.  Listen and find the speakers.

C. Role-play the conversation with a partner.



Are you finished?



No, not yet.



Please hurry!



D.  Review. Listen and repeat.



Word Time

A.  Listen and repeat.

1.  chicken 2.  salad
3.  rice 4.  fish
5.  spaghetti 6.  pizza

B.  Listen and write the letter.

C. Point and say the words.

D.  Listen and point.

E. Write the words.
(See pages 64–65.)




Practice Time

A.  Listen and repeat.

I | like | chicken.
You

I | don't like | spaghetti.
You

don't = do not

B.  Listen and repeat. Then practise with a partner.

1. I like chicken.



2. I don't like salad.



3. You don't like rice.



4. You like spaghetti.




5. You like fish.



6. I don't like pizza.



C. Look at page 2. Point to the picture and practise with a partner.

D.  Listen and sing along. (See "I Like Pizza" on page 61.)

Phonics Time

A.  Listen and repeat.



sea



sock



soup




zebra



zipper



zoo

B.  Does it begin with **s**? Listen and circle.

1.



2.



3.



4.



C.  Does it begin with **z**? Listen and circle.

1.



2.




3.



4.



D.  Does it begin with **f**, **s**, **v**, or **z**? Listen and write.

1.

2.

3.

4.

5.

6.



Conversation Time

Are you finished?



No, not yet.



Please hurry!



A. Circle and write.



1. Are _____ finished?

you

Kareem

I

2. No, _____ yet.

net

not

night

3. Please _____

happy

house

hurry

B. Read and connect.

1. Are

hurry

finished

?

2. No,

you

yet

.

3. please

not

!

Word Time



pizza



salad



fish



spaghetti



chicken




rice

A. Look and match.

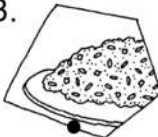
1.



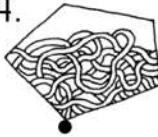
2.



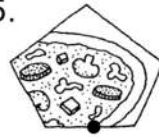
3.



4.



5.



6.



spaghetti


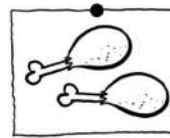

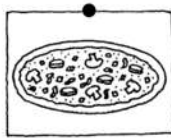

rice

fish

chicken

salad

pizza



B. Unscramble and write.

1. hisf

2. kncchie

3. iapstgthe

4. zazip

5. dasla

6. crie


C. Find and circle.



pizzaspaghetichickenfishmilsushisaladrice



Practice Time



A. Read and Put ✓ or X.


1.



- 1. I don't like spaghetti.
- 2. I like fish.
- 3. I like salad.
- 4. I like pizza.
- 5. I don't like rice.
- 6. I don't like chicken.

B. Unscramble and write.

1.



don't / . / you / spaghetti / like


You _____

2.



pizza / like / . / you

C. Your turn. Draw and write.



Phonics Time



soup



zebra



sea



zipper



sock



zoo

A. Does it begin with s or z ? Circle and write.

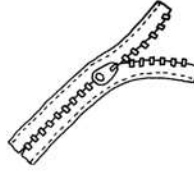
1.



S

Z

2.



S

Z

3.



S


Z

B. Which picture begins with a different sound? Circle.


1.




2.



3.


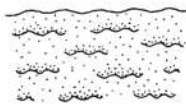


4.

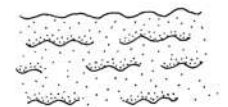


C. Which pictures begin with the letter? Circle.

S



Z





At the Supermarket

Conversation Time

A.  Listen and repeat.

B.  Listen and find the speakers.

C. Role-play the conversation with a partner.



May I borrow a pen?



Sure. Here you are.



Thanks.



D.  Review. Listen and repeat.

What's that?



It's pizza.

Word Time

A.  Listen and repeat.

1.  apples


2.  oranges

3.  bananas

4.  cucumbers

5.  potatoes

6.  carrots

B.  Listen and write the letter.

C. Point and say the words.

D.  Listen and point.

E. Write the words.
(See pages 64–65.)



Practice Time


A.  Listen and repeat.

Do you like | apples?

Yes, I do.

No, I don't.

don't = do not

B.  Listen and repeat. Then practise with a partner.

1. Do you like apples?
Yes, I do.



2. Do you like carrots?
No, I don't.



3. Do you like oranges?
Yes, I do.



4. Do you like cucumbers?
Yes, I do.




5. Do you like bananas?
No, I don't.



6. Do you like potatoes?
No, I don't.



C. Look at page 10. Point to the picture and practise with a partner.

D.  Listen and sing along. (See "Yum! Yum! Yum!" on page 61.)

Phonics Time

A.  Listen and repeat.



ant



bag




hat



map

B.  Does it have **short a**? Listen and circle ✓ or X.

1.




X ✓

2.



X ✓

3.



X ✓

4.



X ✓

5.



X ✓

C. Read the words with your teacher.

1.

-a-

-ad

bad

dad

2.

-a-

-ag

bag

tag

3.

-a-

-an

fan

man

4.

-a-

-at

bat

hat

D.  Look at C. Listen and point to the words.

E.  Does it have **short a**? Listen and Put ✓ or X.

1.

2.

3.


4.

5.

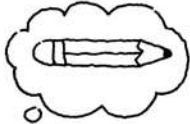
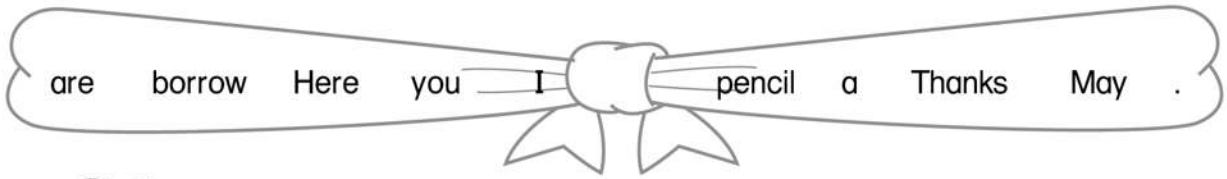
6.



Conversation Time



A. Look and write.



1. May ?

2. Sure

3. _____

B. Circle and write.



May I borrow a ?

goat pen ten



. Here you are.

Soup Sea Sure




Thanks Three Thirsty

Word Time




bananas



oranges



potatoes



apples





cucumbers




carrots


A. Count and write.





1.  three apples

2.  _____


3.  _____

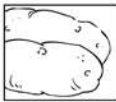
4.  _____


5.  _____

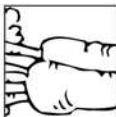
6.  _____


B. Unscramble and write.


1.  pealps _____

2.  ootpaset _____



3.  abnasan _____

4.  rtacrso _____

5.  egarnos _____

6.  rsuumcecb _____

Practice Time



A. Look and write.



carrots?




B. Your turn. Read the question. Write the answer.


1. Do you like carrots?

2. Do you like apples?

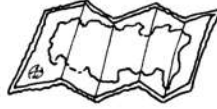
Phonics Time



bag



ant



map



hat

A. Circle and write.

1.



bag

tag

2.



map

nap


3.



hat

bat

4.

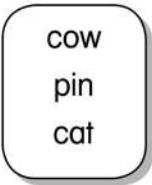


ant

add

B. Circle the short a words.

1.



2.



3.





4.



5.



C. Does it have short a? Circle.





At the Circus

Conversation Time

A. Listen and repeat.

B. Listen and find the speakers.

C. Role-play the conversation with a partner.




What's wrong?



I feel sick.



That's too bad.



D. Review. Listen and repeat.

Are you okay?

I think so.

Word Time

A.  Listen and repeat.



tall



short



fat




thin



young




old

B.  Listen and write the letter.

C. Point and say the words.

D.  Listen and point.

E. Write the words.
(See pages 64–65.)



Practice Time

A.  Listen and repeat.


He's | short.
She's |

He's = He is

She's = She is

He isn't | tall.
She isn't |

isn't = is not

B.  Listen and repeat. Then practise with a partner.

1. He's short.
He isn't tall.



2. She's fat.
She isn't thin.



3. He's old.
He isn't young.



4. He's thin.
He isn't fat.




5. She's tall.
She isn't short.



6. She's young.
She isn't old.



C. Look at page 18. Point to the picture and practise with a partner.

D.  Listen and chant. (See "The Tall/Short Chant" on page 62.)

Phonics Time

A.  Listen and repeat.



bed



egg



pen




vet

B.  Does it have **short e**? Listen and circle ✓ or ✗.




✗ ✓



✗ ✓



✗ ✓



✗ ✓



✗ ✓

C. Read the words with your teacher.


1. -e-
ed-
bed
red

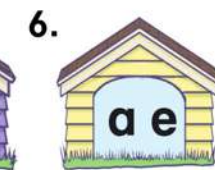
2. -e-
en-
hen
ten

3. -e-
eg-
beg
leg

4. -e-
et-
net
pet

D.  Look at C. Listen and point to the words.

E.  Does it have **short a** or **short e**? Listen and circle.





Conversation Time

What's wrong?



I feel sick.



That's too bad.



A. Circle and write.



1. What's _____ ?

water

wrong

window

2. I feel _____ .

sock

soup

sick

3. That's too _____ .

bag

bad

bat

B. Unscramble, match, and write.

1. I efle kics •

• What's wrong?

2. s'haTt oto bda •

• I feel sick.

3. t'saWh grown •

• That's too bad.

Word Time



tall



short



fat



thin



young



old

A. Circle and write.

1.



young

old

2.



short

tall

3.



thin

fat


4.



thin

fat

5.



tall

short

6.



old

young

B. Write the letter.



1. _____ a fat cat

2. _____ an old man

3. _____ a short girl

4. _____ a tall boy

5. _____ a young dog

6. _____ a thin cow

Practice Time

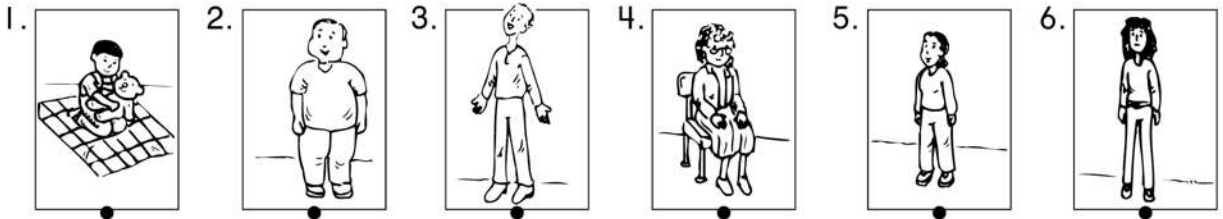
She's young. She isn't old.



He's thin. He isn't fat.



A. Look and match.



He's fat. He isn't thin.

She's old. She isn't young.

She's short. She isn't tall.

He's young. He isn't old.


She's thin. She isn't fat.

He's tall. He isn't short.

B. Look and write.







Phonics Time



egg



pen



bed



vet

A. Look and write.

1.



2.



3.



4.



5.



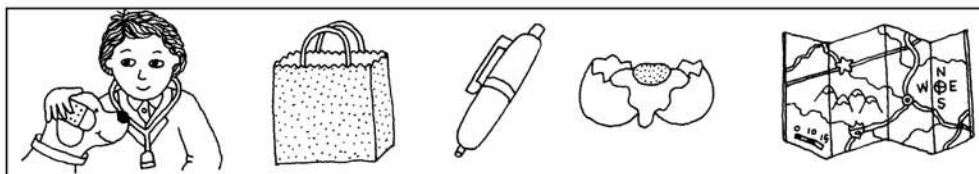
6.



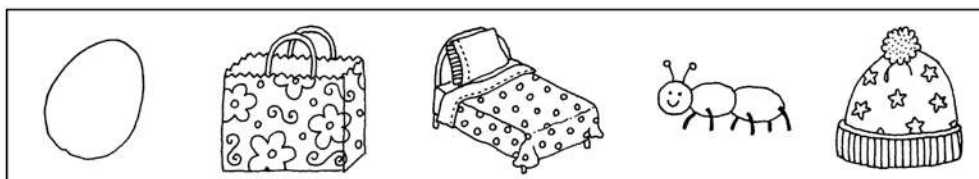
p	e	n		3.				5.									
			2.						4.					6.			

B. Which pictures have the vowel sound? Circle.


short
e



short
a



C. Circle the words you can read.






Review 1

Story Time



A.  Listen and repeat.




To be continued...

B.  Look at A. Listen and point.

C. Role-play these scenes.

Activity Time

A.  Listen and Put ✓ or X.



I like... (✓)



I don't like... (X)




















B.  Listen and circle the correct word.

1. soup zoo


2. ant egg

3. bag bed

4. pen map

5. zebra sock

6. vet hat

C.  Listen and find the picture. Write the number.





Review 1

A. Read and connect.

- | | | |
|--------------------------|-----------------------|-------------------|
| 1. May I borrow a pen? • | • No, not yet. | • That's too bad. |
| 2. What's wrong? • | • Sure. Here you are. | • Thanks. |
| 3. Are you finished? • | • I feel sick. | • Please hurry! |
| 4. Ouch! • | • Thanks. | • I think so. |
| 5. Here you are. • | • Are you okay? | • You're welcome. |

B. Look and write.



1. _____

2. _____

3. _____

4. _____

5. _____

6. _____

C. Punctuate the following :

are you okay

.....

Review 1

A. Listen and write the missing vowel :

1. -gg
2. v-t
3. m-p
4. h-t
5. b-g



B. Read and match.

1. three tall trees



2. two short boys

3. two old dogs

4. one fat cat



C. Look and match.



I like apples.

He's tall. He isn't short.

You don't like oranges.

He's hungry. He isn't thirsty.



Around Town

Conversation Time

A. Listen and repeat.

B. Listen and find the speakers.

C. Role-play the conversation with a partner.



What's your telephone number?




It's 765-1234.



Pardon me?



765-1234.



D. Review. Listen and repeat.

Please, hurry!

Okay, okay!



Word Time

A.  Listen and repeat.

1.  doctor

2.  nurse

3.  police officer

4.  teacher

5.  baker

6.  firefighter

B.  Listen and write the letter.

C. Point and say the words.

D.  Listen and point.

E. Write the words.
(See pages 64–65.)



Practice Time

A.  Listen and repeat.

Is | he | a doctor?
| she |


Yes, | he | is.
| she |

No, | he | isn't. He's | a nurse.
| she | She's

is not = isn't

He's = He is

She's = She is

B.  Listen and repeat. Then practise with a partner.

1. Is he a doctor?
Yes, he is.



2. Is she a doctor?
No, she isn't. She's a nurse.



3. Is he a police officer?
Yes, he is.



4. Is he a police officer?
No, he isn't. He's a firefighter.




5. Is he a baker?
Yes, he is.



6. Is she a nurse?
No, she isn't. She's a teacher.



C. Look at page 30. Point to the picture and practise with a partner.

D.  Listen and sing along. (See "The Work Song" on page 62.)

Phonics Time

A.  Listen and repeat.

short i



dig



in

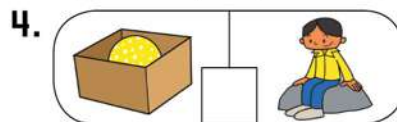
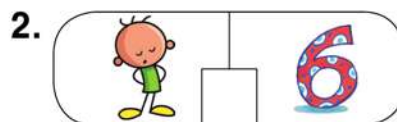
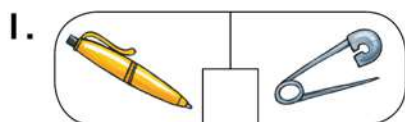


pin



sit

B.  Do they both have **short i**? Listen and Put ✓ or X.



C. Read the words with your teacher.

1.

-i-
-ig
big
dig

2.

-i-
-in
pin
tin

3.


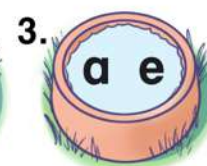

-i-
-ip
lip
tip

4.

-i-
-it
hit
sit

D.  Look at **C**. Listen and point to the words.

E.  Does it have **short a**, **short e**, or **short i**? Listen and circle.





Conversation Time

What's your telephone number?



It's 765 - 1234.

Pardon me?



765-1234.



A. Read the question. Write the answer.



612-4321



761-3942







881-9841



235-6011

What's your telephone number?

1.  _____
2.  _____
3.  _____
4.  _____

B. Read and circle.



1. What's

you
yellow
your

 telephone name? number? nurse?
2. It's 769-1485.
3. pencil

me?

Please
Pardon
4. 769-1485.

C. Your turn. Read the question. Write the answer.

What's your telephone number? _____

Word Time

A. Look and match :

1. firefighter




2. nurse




3. doctor



4. teacher




5. baker




B. Look and write.



He's a _____








Practice Time


Is he a doctor?



Yes, he is.



Is she a teacher?



No, she isn't. She's a nurse.

A. Read the question. Write the answer.

1. Is he a teacher?



2. Is she a nurse?



3. Is he a firefighter?



4. Is she a doctor?



B. Look and write.

1.



_____ nurse?

2.



_____ police officer?

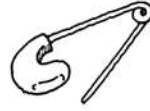
Phonics Time



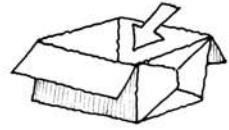
dig



sit

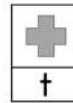
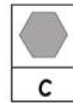





pin



in

A. Look and write.



1.

2.

3.

4.

5.

6.

7.

8.

B. Circle the short i words.

1. pen
pin
pan

2. in
on
an

3. Sam
set
sip

4. pin
peg
pat

5. is
sad
sit

C. Does it have short i ? Put ✓ or ✗.

1.

2.

3.

4.

5.

6.



In Mona's Garden

Conversation Time

A.  Listen and repeat.




Dad, this is my friend, Hisham.




Nice to meet you, Hisham.



Hello.

B.  Listen and find the speakers.

C. Role-play the conversation with two other students.



D.  Review. Listen and repeat.


Are you finished? No, not yet.



Word Time

A. Listen and repeat.




B.  Listen and write the letter.

C. Point and say the words.

D.  Listen and point.

E. Write the words.
(See pages 64–65.)




Practice Time

A.  Listen and repeat.

I		
You		
He	can	climb a tree.
She		
It		

I		
You		
He	can't	ride a bike.
She		
It		

can't = cannot

B.  Listen and repeat. Then practise with a partner.

1. It can't climb a tree.




2. You can play basketball.



3. I can't drive a car.



4. She can draw a picture.



5. He can't ride a bike.



6. It can sing a song.



C. Look at page 38. Point to the picture and practise with a partner.

D.  Listen and sing along. (See "She Can Ride a Bike" on page 63.)

Phonics Time

A.  Listen and repeat.



hot



mop



on



pot

B.  Does it have **short a**, **short e**, **short i**, or **short o**? Listen and circle.

1.



e o

2.



i o

3.



a o

4.



a o

5.



e o

C. Read the words with your teacher.

1.

-o-
-og
dog
fog

2.

-o-
-op
mop
top

3.

-o-
-ot
hot
pot

4.

-o-
-ox
box
fox

D.  Look at C. Listen and point to the words.

E.  Does it have **short o**? Listen and Put ✓ or X.

1.

2.

3.

4.


5.

6.




Conversation Time


Dad, this is my friend, Amr.



Nice to meet you, Amr. Hello.



A. Look and write.



1. Dad, is my friend, Hisham.
2. Nice to meet you, Hisham.
3. _____

B. Unscramble and write.

1. my / , / Laila / Mum / . / is / , / this / friend

Mum, this is my friend, Laila.

2. Laila / . / you / meet / , / to / Nice


Nice to meet you, Laila.

3. . / Hello




Hello.






Practice Time



A. Look and circle.

- | | | | | |
|----|---|----------------|--------------|--|
| 1. |  | She
He | can
can't | draw a picture.
ride a bike.
sing a song. |
| 2. |  | I
You
It | can
can't | drive a car.
ride a bike.
climb a tree. |
| 3. |  | I
You
It | can
can't | draw a picture.
climb a tree.
play basketball. |

B. Look and write.

- | | | | | |
|-----|---|--|-----|--|
| 1. |  | <table border="0" style="width: 100%;"> <tr> <td style="border-bottom: 1px solid black; padding-bottom: 5px;">You</td> </tr> <tr> <td style="border-bottom: 1px solid black; height: 20px;"></td> </tr> </table> | You | |
| You | | | | |
| | | | | |
| 2. |  | <table border="0" style="width: 100%;"> <tr> <td style="border-bottom: 1px solid black; padding-bottom: 5px;">He</td> </tr> <tr> <td style="border-bottom: 1px solid black; height: 20px;"></td> </tr> </table> | He | |
| He | | | | |
| | | | | |
| 3. |  | <table border="0" style="width: 100%;"> <tr> <td style="border-bottom: 1px solid black; padding-bottom: 5px;">It</td> </tr> <tr> <td style="border-bottom: 1px solid black; height: 20px;"></td> </tr> </table> | It | |
| It | | | | |
| | | | | |

Phonics Time




on



mop



hot



pot

A. Look and write.



1.									

B. Circle the short o words.

1. hit
hot
hat

2. pen
dot
bed


3. fig
map
Tom

4. pot
pat
pit

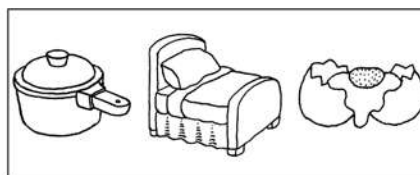
5. dad
mop
pin

C. Which pictures have the vowel sound? Circle.

short
a




short
e



short
i



short
o





At the Park

Conversation Time

A.  Listen and repeat.




I'm going now.



Bye-bye!



See you tomorrow.

B.  Listen and find the speakers.

C. Role-play the conversation with two other students.



D.  Review. Listen and repeat.

Nice to meet you.

Hello!


Word Time

A.  Listen and repeat.

1.  swim


2.  play football

3.  fly a kite

4.  make a sandwich

5.  do a cartwheel

6.  play the guitar

B.  Listen and write the letter.

C. Point and say the words.

D.  Listen and point.

E. Write the words.
(See pages 64–65.)



Practice Time


A.  Listen and repeat.

Can	you	swim?
	he	
	she	
	it	

Yes,	I	can.
	he	
	she	
	it	

No,	I	can't.
	he	
	she	
	it	

can't = cannot

B.  Listen and repeat. Then practise with a partner.

1. Can it swim?
Yes, it can.




2. Can you play football?
No, I can't.




3. Can she fly a kite?
No, she can't.




4. Can he make a sandwich?
Yes, he can.




5. Can she do a cartwheel?
No, she can't.



6. Can you play the guitar?
Yes, I can.



C. Look at page 46. Point to the picture and practise with a partner.

D.  Listen and sing along. (See "The Kite Song" on page 63.)

Phonics Time

A.  Listen and repeat.



bus



nut



sun



up

B. Does it have **short u**? Listen and circle.



C. Read the words with your teacher.

1.

-u-
ub-
cub
tub

2.

-u-
ug-
bug
mug

3.

-u-
um-
gum
mum

4.

-u-
un-
bun
sun

D.  Look at **C**. Listen and point to the words.

E.  Listen and match.





Conversation Time

I'm going now.



Bye-bye!



See you tomorrow.





A. Read and match.

1. I'm going now.

2. Bye-bye!

3. See you tomorrow.



B. Circle and write.

1. i'm going now.

I'm going now.

I'm going now?

2. Bye-bye!

bye-bye?

bye-bye!

3. see you tomorrow.

See you tomorrow?

See you tomorrow.

Word Time



fly a kite



play football



make a sandwich



swim



play the guitar



do a cartwheel

A. Circle and write.

1.



make
a sandwich
fly

2.



do
the guitar
play

3.



use
a cartwheel
do

4.



play
a kite
fly

B. Unscramble and write.

1. od a rlecwetha

2. kema a chasdiwn

3. lyap blotofal


4. lyf a tiek

C. Punctuate the following :

1. mum, this is my friend, amr

2. nice to meet you, laila

Practice Time



A. Read the question. Check (✓) the correct answer.

1. Can she do a cartwheel?



- Yes, she can.
 No, she can't.

2. Can he play the guitar?



- Yes, he can.
 No, he can't.

3. Can it swim?




- Yes, it can.
 No, it can't.

4. Can he make a sandwich?



- Yes, he can.
 No, he can't.

B. Look and write.



Can she _____ ?
Yes, _____ .

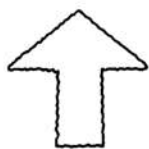


_____ .
_____ .
_____ .




_____ .
_____ .
_____ .

Phonics Time




up



bus



nut




sun

A. Find and circle.



s	u	n	e	t
u	b	u	s	a
v	e	e	u	n
z	n	u	p	o
n	u	t	a	t



B. Circle the short u words and pictures.

← sun

cup

in

up

bus

net

↑

sit

10

hat

→

C. Does it have short u? Circle and write.

1. _____

2. _____

3. _____

4. _____




Review 2

Story Time



A.  Listen and repeat.



B.  Look at **A.** Listen and point.

C. Role-play these scenes.

Activity Time



A. Listen and ✓ the correct words.

	He	She	can	can't	
1.					ride a bike.
2.					fly a kite.
3.					drive a car.
4.					do a cartwheel.
5.					make a sandwich.

B. Listen and circle the correct word.

1. dig dog 2. hat hot 3. bus bat

4. in on 5. sun sit 6. nut mop

C. Listen and circle ✓ or X.



✓ X



✓ X



✓ X



✓ X



Review 2

A. Circle the mistakes. Then rewrite the sentences.


1. I see you tomorrow?

See you tomorrow.

2. dad. this is My friend! soha

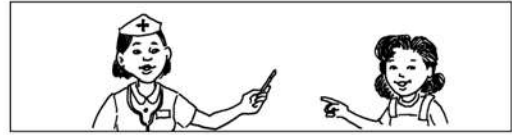
3. what's your Telephone number.

B. Look and write.



can

2.



She's

3.



4.



C. Read and match.

1. Can she drive a car? No, she can't.

3. Is she a doctor? Yes, she is.

2. You can't swim.

4. I can swim.



Review 2

A. Look and write.


1.



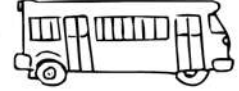
2.



3.



4.



5.




6.



7.



8.



B. Read the question. Write the answer.

1.



Can she fly a kite?

2.




Is she a doctor?

3.



Can she swim?

C. Your turn. Draw and write what you can do.



I can _____.



Conversation Time Review

A. Read and connect.

- | | | |
|------------------------|-------------------------|--------------------|
| 1. Ah-choo! • | • Thanks. • | • That's okay. |
| 2. Good morning. • | • No, not yet. • | • Thank you. |
| 3. Here you are. • | • Hello! How are you? • | • You're welcome. |
| 4. She! Be quiet! • | • Bless you! • | • Fine, thank you. |
| 5. Are you finished? • | • Sorry. • | • Please hurry! |

B. Read and connect.

- | | | |
|------------------------------------|------------------------------|---------------------|
| 1. What's wrong? • | • Nice to meet you, Dalia. • | • I think so. |
| 2. Ouch! • | • Bye-bye! • | • Thanks. |
| 3. May I borrow a pen? • | • Are you okay? • | • That's too bad. |
| 4. I'm going now. • | • I feel sick. • | • Hello. |
| 5. Dad, this is my friend, Dalia • | • Sure. Here you are. • | • See you tomorrow. |



Word Time Review

A. Complete the puzzle.

ACROSS → 1.



2.



3.



4.



5.



6.



DOWN ↓

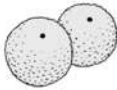
1.



2.



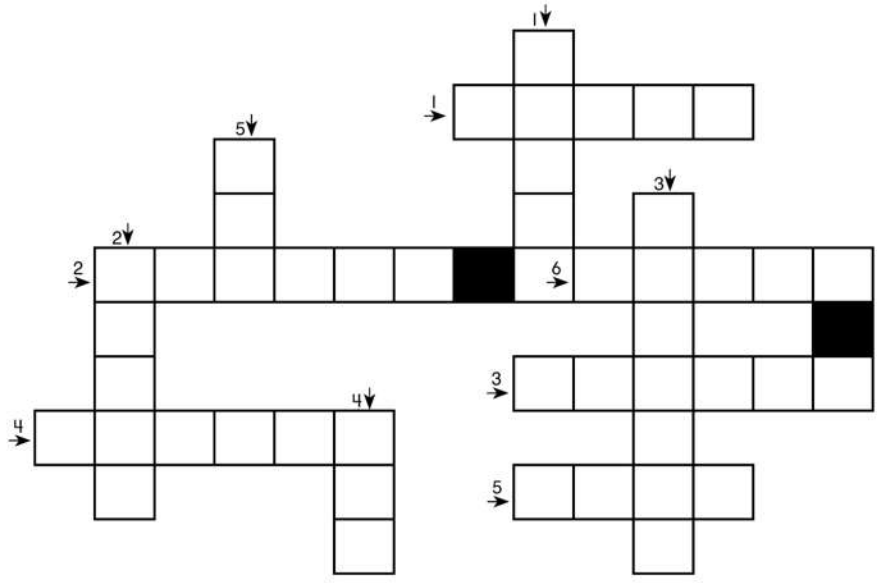
3.



4.

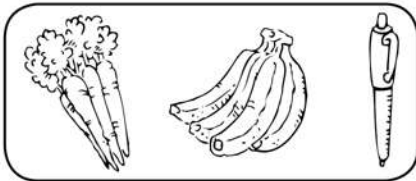


5.




B. Which picture is different? Circle.

1.



2.



3.



4.





Practice Time Review

A. Read and match.

- | | |
|----------------------------|--------------------------------|
| 1. What's that? • | • Twelve books. |
| 2. I'm Mona. I'm a girl. • | • She can ride a bike. |
| 3. Is it a pen? • | • It's a horse. |
| 4. He can swim. • | • Yes, I am. |
| 5. How many books? • | • You're Kareem. You're a boy. |
| 6. Are you happy? • | • No, it isn't. It's a pencil. |

B. Read and match.

- | | |
|---------------------------|--------------------------------|
| 1. Do you like bananas? • | • She isn't tall. |
| 2. This is a lake. • | • You don't like chicken. |
| 3. Is he a teacher? • | • Yes, he can. |
| 4. I like pizza. • | • No, I don't. |
| 5. Can he swim? • | • No, he isn't. He's a doctor. |
| 6. She's short. • | • That's a tree. |




Phonics Time Review

A. Circle the words you can read.

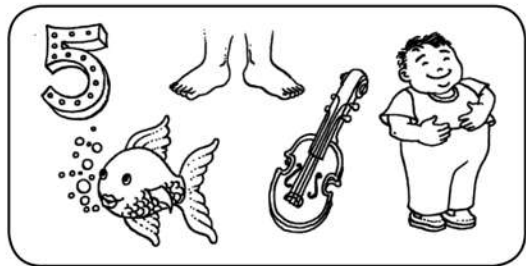


B. Which picture begins with a different sound? Circle.


1.




2.



3.



4.



C. Match and say.

a i t m g u e w o v n z s h

T G V O Z A H M S W U N I E



Songs and Chants



I Like Pizza.

(Melody: This Old Man)

I like pizza.

Yes, yes, yes.

I like burgers.


Yes, yes, yes.

I don't like salad.

No, no, no.

I don't like spaghetti.

No, no, no.



I like fish.

Yes, yes, yes.

I like rice.

Yes, yes, yes.

I don't like pizza.

No, no, no.

I don't like burgers.

No, no, no.

Are you finished?

No, not yet.

Please hurry!



Yum! Yum! Yum!

(Melody: I'm a Little Tea Pot)

Do you like bananas?

Yes, I do.

Yes, I do.

Yum! Yum! Yum!

Do you like apples?

No, I don't.

I don't like apples.

Yuck! Yuck! Yuck!

Do you like potatoes?

Yes, I do.

Yes, I do.

Yum! Yum! Yum!

Do you like carrots?

No, I don't.

I don't like carrots.

Yuck! Yuck! Yuck!





The Tall/Short Chant

She's short.
 She isn't tall.
 She's young.
 She isn't old.
 She's thin.
 She isn't fat.
 She's Mona!

He's tall.
 He isn't short.
 He's young.
 He isn't old.
 He's thin.
 He isn't fat.
 He's Kareem!



The Work Song

(Melody: La Cucaracha)



Is she a teacher, teacher?

No, she isn't.

No, she isn't.

Is she a police officer, police officer?

No, she isn't. She's a doctor.

Is he a baker, baker?

No, he isn't.

No, he isn't.

Is he a firefighter, firefighter?

No, he isn't. He's a nurse.



She Can Ride a Bike.

(Melody: The Farmer in the Dell)

She can ride a bike.
She can ride a bike.
She can't play basketball.
She can ride a bike.



He can climb a tree.
He can climb a tree.
He can't play basketball.
He can climb a tree.



She can drive a car.
She can drive a car.
She can't play basketball.
She can drive a car.



He can sing a song.
He can sing a song.
He can't play basketball.
He can sing a song.



The Kite Song

(Melody: Oh! Susanna)



Can you fly a kite?

Yes, I can. I can fly a kite.

Can you play the guitar?

Yes, I can. I can play the guitar.

I can fly a kite.

I can play the guitar.

Can you do a cartwheel?

No, I can't.

I can fly a kite.

Can he fly a kite?

Yes, he can. He can fly a kite.

Can he play the guitar?

Yes, he can. He can play the guitar.

He can fly a kite.

He can play the guitar.

Can he do a cartwheel?

No, he can't.

He can fly a kite.

My Picture Dictionary

Write the words.

B b







C c







D d







E e



F f









M m



O o





P p













R r





















T t





U u



V v



Y y



Z z







✓ Checklist 1 (Units 7-9)

A. I can say these sentences.

1.



I like bananas.
You don't like apples.

2.



Do you like salad? Yes, I do.
Do you like pizza? No, I don't.

3.



She's young. She isn't old.
He's old. He isn't young.

B. I can say these words.

1. oranges



2. fish



3. tall



4. short



5. carrots



6. burgers




7. potatoes



8. rice



C. I can talk about this picture.



D. I can say the sounds of these letters.

s

z

E. I can read these words.

ant hat bed egg

✔ Checklist 2 (Units 10-12)

A. I can say these sentences.

1.



Is he a doctor? Yes, he is.
Is she a doctor? No, she isn't.
She's a nurse.

2.



He can ride a bike.
I can't ride a bike.

3.



Can you swim? Yes, I can.
Can it swim? No, it can't.

B. I can say these words.

1. teacher



2. drive a car



3. fly a kite



4. police officer



5. sing a song



6. make a sandwich



7. nurse



8. climb a tree



C. I can talk about this picture.



D. I can read these words.

sit

in

mop

on

sun

up

Word List

The numbers to the right of the entries indicate the page on which the word is introduced.


Words in pink appear only in the art (on the Conversation Time pages).

A		E		N		sick	17
actor	30	egg	20	nice to meet you	37	sing a song	38
ant	32	F		not yet	1	sit	36
apples	10	fat	18	now	45	small	17
B		feel	17	number	29	sock	4
bad	17	finished	1	nut	48	song	38
bag	32	firefighter	30	O		soup	4
baker	30	fly a kite	52	old	18	spaghetti	1
bananas	10	friend	37	on	44	sun	48
basketball	38	G		oranges	10	sure	9
beautiful	17	going	45	P		swim	46
bed	20	grapes	9	pardon me	29	T	
big	17	guitar	46	pears	9	tall	18
bike	38	H		picture	38	telephone	29
borrow	9	hat	32	pin	36	that's too bad	17
burgers	2	he	19	play basketball	38	thin	18
bus	48	he's	19	play football	37	to	37
bye-bye	45	hot dogs	1	play the guitar	46	tomatoes	9
C		hurry	1	please	1	tomorrow	45
can	39	I		police officer	30	too	17
can't	39	in	36	postman	30	U	
car	38	J		pot	50	ugly	17
carrots	10	jump	45	potatoes	10	up	48
cartwheel	46	jump rope	37	R		use a fork	46
climb a tree	38	L		read a book	37	V	
cucumbers	10	like	3	rice	2	vet	20
D		M		ride a bike	38	W	
dad	37	make a sandwich	46	run	45	what's wrong	17
dance	45	map	32	S		wrong	17
dig	36	may	9	salad	1	Y	
do	11	me	29	sandwich	46	yet	1
do a cartwheel	46	meet	37	sea	4	young	18
doctor	30	my	37	see you tomorrow	45	Z	
don't	3			she	19	zebra	4
draw a picture	38			she's	19	zipper	4
drive a car	38			short	18	zoo	4

UNIT 7 TEST


A. Listen and circle.

1.




- a. Are you finished?
- b. Are you hot?

2.



- a. No, it isn't.
- b. No, not yet.


3.



- a. Sh! Be quiet!
- b. Please hurry!

B. Does it begin with s or z? Listen and match.

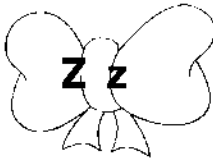
1.



• 2.



3.



• 4.



C. Look and circle.

1.



chicken chips

2.



salad spaghetti

3.



pizza rice

D. Look and write.

1.



I like _____.

2.



You _____.

3.



_____.

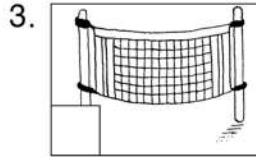
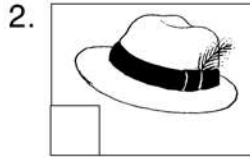
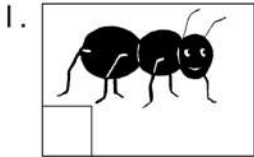
UNIT 8 TEST

A. Listen and write.




1. _____ I borrow a _____?
2. Sure. _____ are.
3. _____.

B. Does it have short a? Listen and Put ✓ or X.



C. Read and write the letter.



- | | |
|------------------|-------------------|
| 1. ____ bananas | 2. ____ apples |
| 3. ____ potatoes | 4. ____ cucumbers |

D. Your turn. Read the question. Write the answer.

1. Do you like apples? _____
2. Do you like oranges? _____
3. Do you like bananas? _____
4. Do you like carrots? _____

UNIT 9 TEST


A. Listen and circle.

1.



- a. What's wrong?
b. How are you?

2.



- a. I'm happy.
b. I feel sick.

3.



- a. That's too bad.
b. That's okay.

B. Does it have short a or short e? Listen and write.

1. b__d

2. p__n

3. c__t

4. __gg

5. h__t

C. Look and write.

1.



2.



3.



4.



D. Look and match.

1.



●

- She's tall. She isn't short.

2.



●

- He's thin. He isn't fat.

3.



●

- He's old. He isn't young.

4.



●

- She's short. She isn't tall.

UNIT 10 TEST

A. Listen and write.



1. _____ your _____ number?
2. It's _____.
3. _____ me?
4. _____

B. Does it have short e or short i? Listen and write.


1. n__t 2. s__t 3. b__d 4. p__n 5. d__g


C. Unscramble and write.

1. tdcoor _____
2. runse _____
3. erfifierght _____
4. pociel ffocier _____
5. chetare _____
6. kreb _____

D. Read and write.

1.  Is he a teacher? _____.

2.  _____ a doctor? _____.

3.  _____ a police officer? _____.

UNIT 11 TEST

A. Listen and write.





1. Dad, _____ is _____ friend, Ramy.
2. _____ to _____ you, _____.
3. _____.

B. Does it have short a, short e, short i, or short o? Listen and write.

1. h__t 2. b__g 3. v__t 4. m__p 5. s__ck

C. Look and circle.

1.  climb
a tree
a table

2.  draw a pencil
a picture

3.  drive a bike
a car

4.  play butterfly
basketball

D. Look and write.


1.  I _____.

2.  She _____.

3.  It _____.

UNIT 12 TEST

A. Listen and circle.



- a. Are you finished?
b. I'm going now!



- a. Pardon me?
b. Bye-bye!



- a. See you tomorrow.
b. Sure. Here you are.

B. Does it have short o or short u? Listen and write.

1. p__t

2. n__t

3. s__n

4. m__p

5. __p

C. Look and write.









D. Write the question and the answer.



she / ride a bike?



he / play the guitar?



it / swim?

SAMPLE TEST (1)

(A) Listening

1. Listen and write the missing vowel :

1. p-n 2. k-ng 3. h-t 4. b-t 5. p-t

2. Listen and fill in the gaps :

A : What's

B : Isick.

(B) Reading

3. Match A with B :

(A)

1. chicken

(a)

2. bed

(b)

3. tree

(c)

4. doctor

(d)

5. nurse

(e)

(f)

(B)



4. Look and circle :



1. puppet
girl

2. goat
piano

3. king
boy

4. pizza
pencil

5 - hat
bag

(C) Writing

5. Unscramble and write :

1. cta



.....

2. rohst



.....

3. keit



.....

6. Look and write :

1. Do you like apples?



.....

2. Is this 564?



.....

7. Punctuate the following :

this is my cat

.....

8. Copy the following sentences :

1 - I love Egypt.

.....

2 - He is a firefighter.

.....

SAMPLE TEST (2)

(A) Listening

1. Listen and write the missing vowel :

1. z-bra 2. s-ck 3. s-n 4. f-n 5. b-d

2. Listen and fill in the gaps :

A : I borrow this pen?

B : Sure. you are.

(B) Reading

3. Match A with B :

(A)

1. ant

2. map

3. vet

4. apples

5. house

(B)

(a)



(b)



(c)



(d)



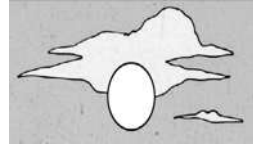
(e)



(f)



4. Look and circle :



1. teacher
farmer

2. hat
horse

3. piano
pizza

4. cow
cloud

5 - hot
map

(C) Writing

5. Unscramble and write :

1. ozo



.....

2. aft



.....

3. puppte



.....

6. Look and write :


1. Are you a doctor ?

.....



2. Is this a tiger ?

.....



7. Punctuate the following :

this is my cat

.....

8. Copy the following sentences :

1 - We learn English.

.....

2 - I like carrots.

.....

SAMPLE TEST (3)

(A) Listening

1. Listen and write the missing vowel :

1. m-p 2. n-t 3. b-g 4. h-t 5. p-n

2. Listen and fill in the gaps :

A : Can sing?

B : Yes, can.

(B) Reading

3. Match A with B :

(A)

1. girl

(a)

2. goat

(b)

3. kite

(c)

4. garden

(d)

5. horse


(e)

(f)

(B)



4. Look and circle :



1. firefighter
teacher

2. goat
king

3. piano
boy

4. pencil case
pencil

5. ant
dog

(C) Writing

5. Unscramble and write :

1. geg



.....

2. ursen



.....

3. uns



.....

6. Look and write :

1. Is that a kite?



.....

2. Do you like pizza?



.....

7. Punctuate the following :

are you finished

.....

8. Copy the following sentences :

1 - My sister is a teacher.

.....

2 - I can do a cartwheel.

.....





<http://elearning.moe.gov.eg>



Book size : 20 × 28
Number of pages : 92
Weight of paper sheet : 70 gm
Weight of cover sheet : 180 gm
Print colour : 4 colours
Registration No. : 18/10/1/22/2/53

Book size : 20 × 28
Number of pages : 92
Weight of paper sheet : 70 gm
Weight of cover sheet : 180 gm
Print colour : 4 colours
Registration No. : 18/10/1/22/2/53