



Jordan TEAM Together Grade 1

Semester 1

Activity Book with Digital Resources



Evaluation and Adaptation Committee

Prof. Nayel Darweesh Al-Shara'h (Head)


Prof. Dina AbdulHameed Al-Jamal


Dr. Hamzah Ali Omari

Dr. Zeina Mohammad AlKaraki

Publisher: The National Center for Curriculum Development

The National Center for Curriculum Development is pleased to have your feedback and comments on this book through the following contact details:

 06-5376262 / 237

 06-5376266

 P.O.Box: 2088 Amman 11941

 @nccdjor

 feedback@nccd.gov.jo

 www.nccd.gov.jo

The Ministry of Education has decided to adopt this book for Jordanian schools in accordance with the approval of the Supreme Council of the National Curriculum Center in its meeting No. 3/2024 on 7/5/2024 and the approval of the Board of Education decision No. 39/2024 in its meeting No. 3/2024 on 26/6/2024 for the 2024/2025 academic year.

© Pearson Education Limited and York Press Ltd. 2024

ISBN: 978-9923-41-604-4

The Hashemite Kingdom of Jordan
Deposit number by the National Library Department
(2024/4/2388)

Primary indexing data for the book

Book title	Jordan Team Together, Grade 1: Activity Book, Semester 1
Prepared by	Jordan National Center for Curriculum Development
Publication data	Amman: National Center for Curriculum Development, 2024
Classification number	372,6521
Descriptors	/English Language//Courses//Basic Education/
Edition data	First edition

The author bears full legal responsibility for the content of their work, and this work does not express the opinion of the National Library Department.



The right of Anna Osborn to be identified as the author of this Work has been asserted by her in accordance with the Copyright, Designs and Patents Act 1988.

The publisher would like to thank Sian Mavor and Wendy Cherry for their contribution.

All rights reserved; no part of this publication may be reproduced, stored in a retrieval system, or transmitted in any form or by any means, electronic, mechanical, photocopying, recording, or otherwise without the prior written permission of the Publishers.

First edition (trial): م 2024 / هـ 1445

Jordan TEAM Together Grade 1

Semester 1

Activity Book with Digital Resources





Contents

Welcome Hello!	2
1 Family and friends	4
2 My school bag	12
3 Our classroom	20
4 My favourite toy	28
Learning Club	36
Vocabulary time	38
Fun time	42
Letters and sounds practice	44
Stickers	

Welcome

Hello!

1  Look, trace and draw.



2  Look and colour.



blue



green



brown



orange



red





yellow



1

Family and friends



1   Listen. Look and match.




2  Listen, find and stick.



1   Listen and circle.





2 **Viewing and presenting**  Draw and share.





1 Listen. Look and number.



2 Look and colour.





Values Be helpful




1 Listen, find and stick.




2 Listen and tick (✓).



1  Follow, trace and say.



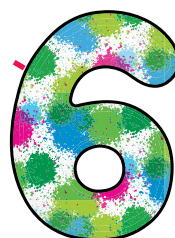
Ss



Dd



Dd



Ss

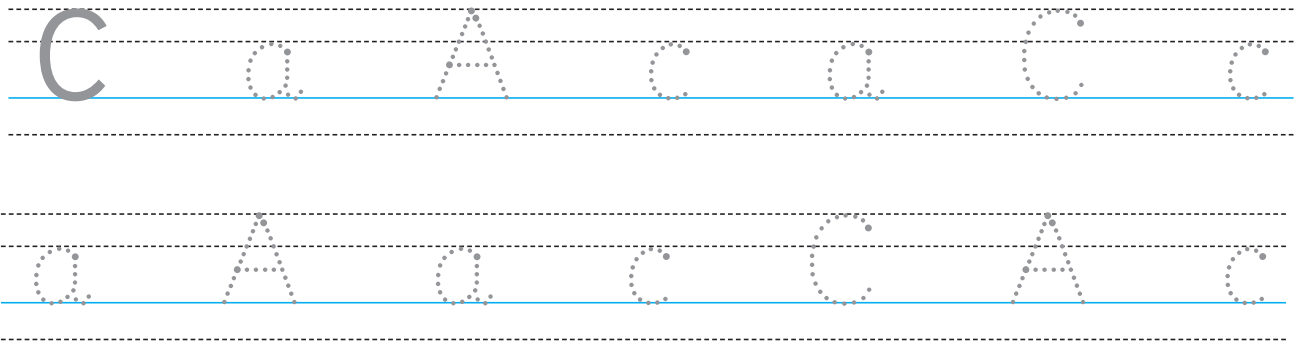


Ss



Dd

1  Trace and say.



2   Listen and repeat. Write.




1




cup

2



ant

3



apple

4




cap

5



cat

6



name




1 Listen and tick (✓).

1




2



3




4







2 Listen and colour.




3 Listen and number.



4 Listen and match.



5 Look and colour for Unit 1.




2

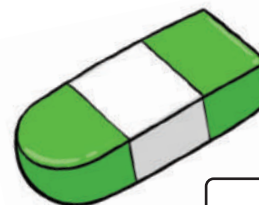
My school bag

1   Listen. Look and tick (✓).









2  Listen, find and stick.



a



b



c



d



1   Listen and match.



1




2



3



4



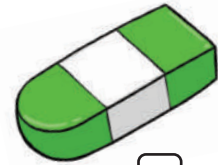
a



b

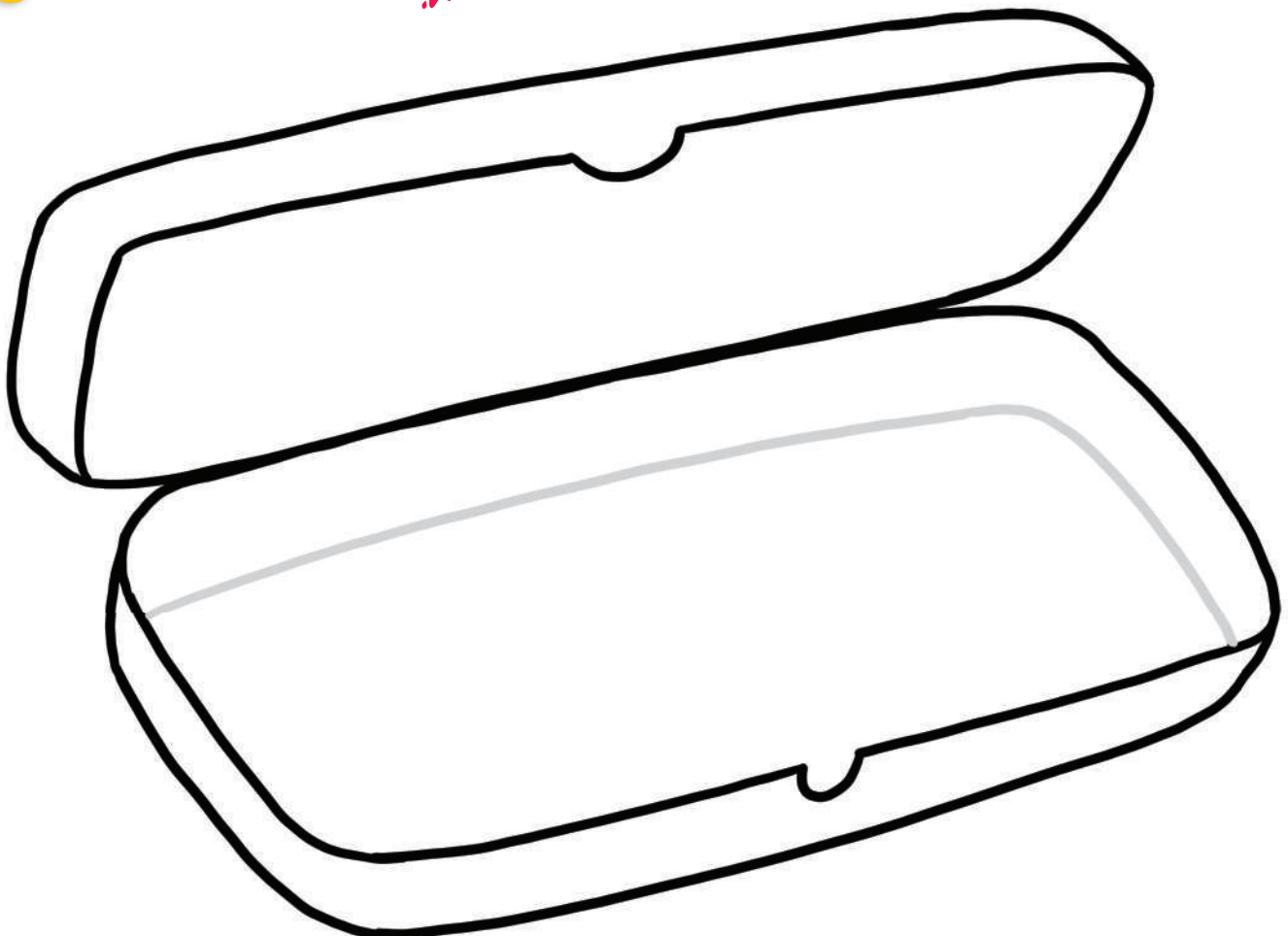


c






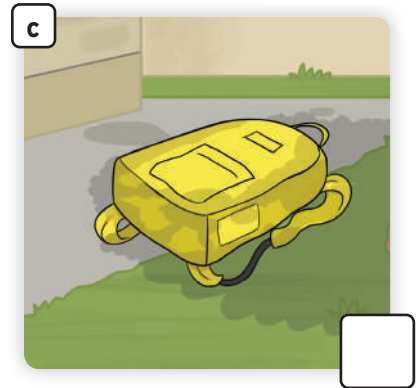

d

2 **Viewing and presenting**  Draw and share.






1 Listen. Look and number.

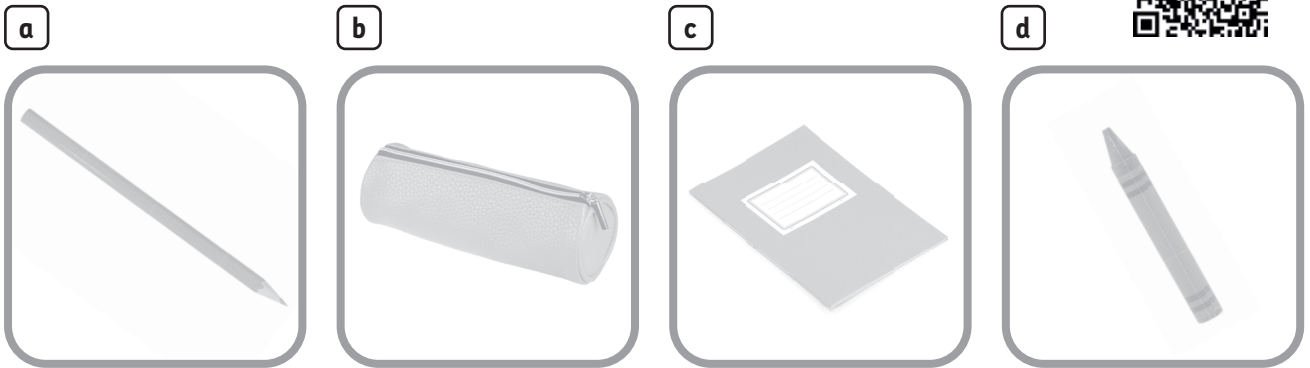


2 Look and colour.


Values Look after your things



1  Listen, find and stick.



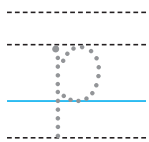
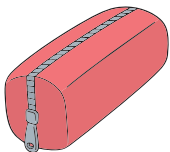


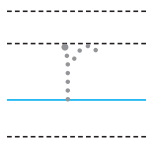
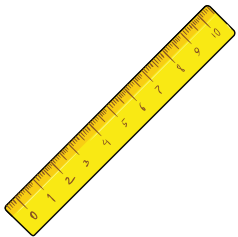

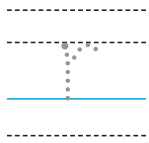

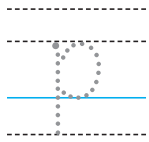

2   Listen and tick (✓).



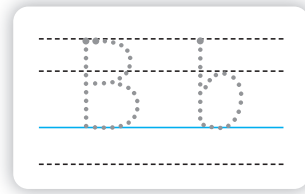

1  Trace and say.

Handwriting practice lines for tracing. The first row contains a large solid 'P', followed by dotted 'p', 'P', 'R', 'r', and 'p'. The second row contains dotted 'p', 'R', 'P', 'r', 'R', 'p', and 'r'.

2  Look, trace and say. Match and write.



1 Trace and say. Match.



E b B e b E
e B b E B e b

2 Look and say. Circle and write.


b



e

book

b



e

gg

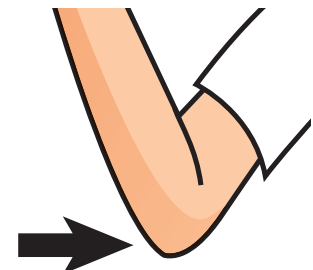
b



e

oy

b



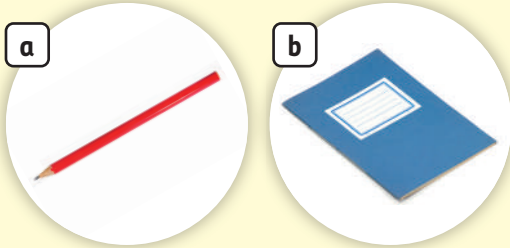
e

lbow


1   Listen and circle.




1



2





3





4







2   Listen, cross (X) and play!




		
		
		

3  2.29  Listen and tick (✓) or cross (X).




- a 
- b 
- c 
- d 

4  2.30  Listen and draw.



5  Look and colour for Unit 2.




3

Our classroom



1 Listen. Look and number.



2 Listen and stick. Trace.



teacher



door












whiteboard



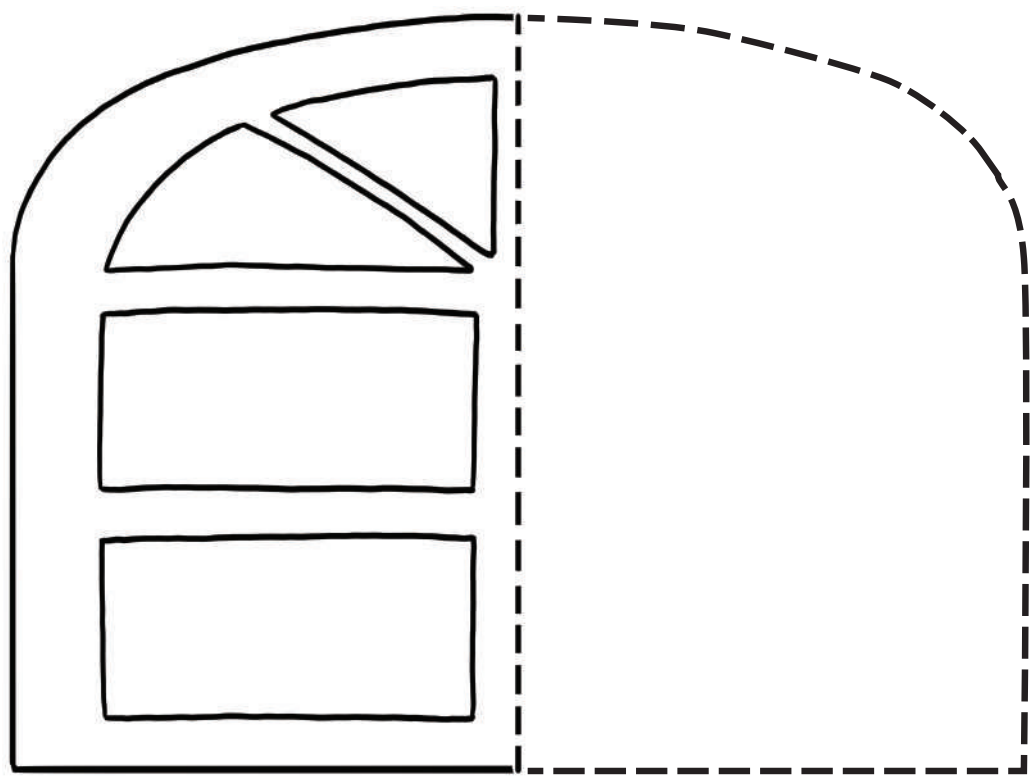
window

1   Listen and circle.



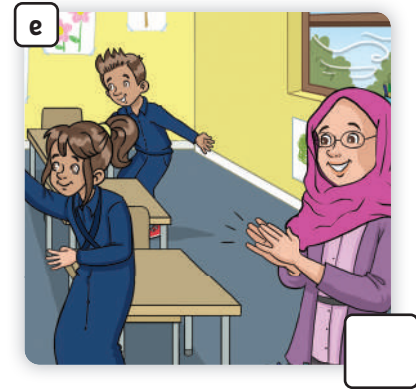
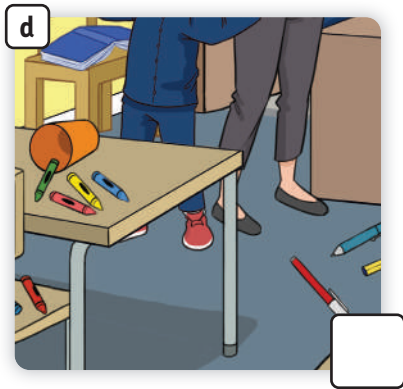


1			
	a	b	c
2			
	a	b	c
3			
	a	b	c

2 **Viewing and presenting**  Draw and share.






1 Listen. Look and number.



2 Look and colour the circles.

Values Be tidy



1   Listen and stick. Trace.



a



chair

b



floor

c



desk

d



wall

2   Listen and match.




1




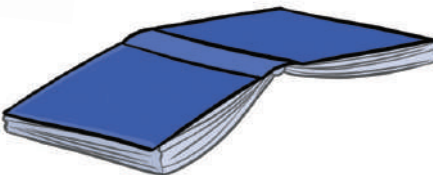
2




3




4




a



b


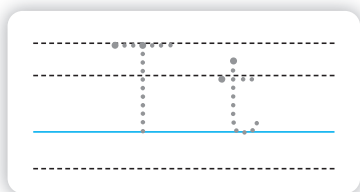


c



d

1  Trace, match and write.





m

2  Look, say and write.



ten

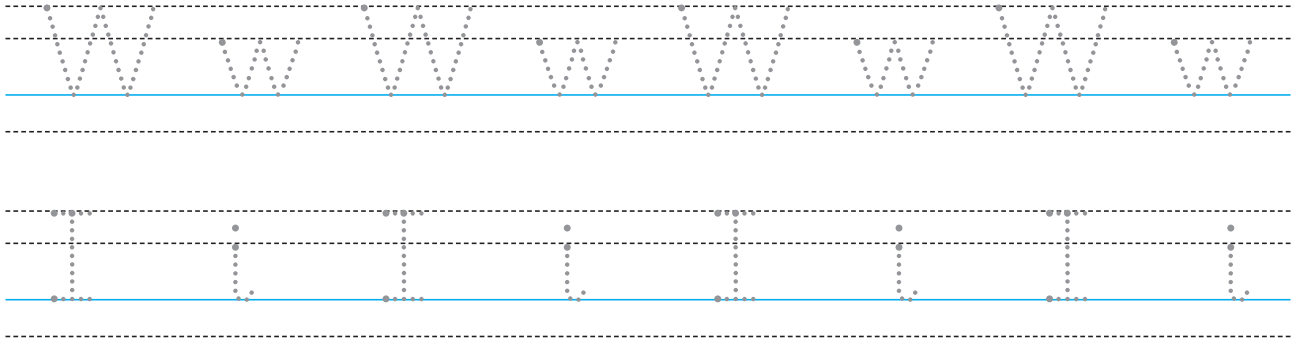
ouse



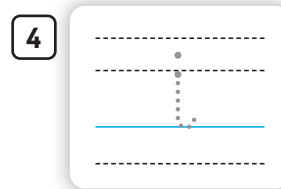

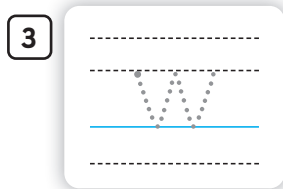

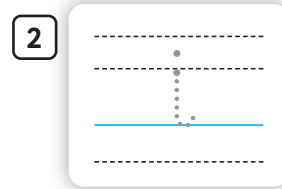


eacher

um

1  Trace and say.



2  Trace. Look, say and match.






1 Listen and tick (✓).

1



2






3




4




2 Look and play!




3  3.27  Listen and number.



4  3.28  Listen and draw.



5  Look and colour for Unit 3.


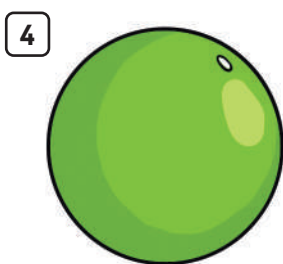




4



My favourite toy



1 Listen. Look and circle.



2 Listen and stick. Trace.



ball



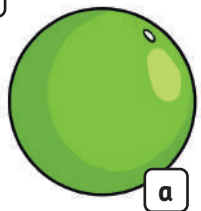

car





teddy





robot





1   Listen and circle.



1    

2    

3    






4    

2 **Viewing and presenting**  Draw, colour and share.





1 4.10 Listen. Look and number.



2 Look and colour.


Values Share



1  4.17  Listen and stick. Trace.



a



train

b



plane

c



doll

d



yoyo

2  4.18  Listen and match.



1



2



3




4



a



b



c



d

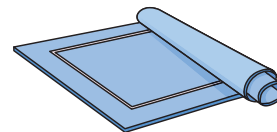


1   Listen, write and say. Then match.



c a t

cat




r e




s i




w b



e d



a t

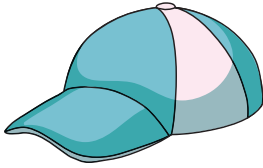


1 Choose, write and say.

m

t

c



ap

ap

ap

2 Look and write.



Blank handwriting lines for the sad boy.



Blank handwriting lines for the baseball bat.



Blank handwriting lines for the sweating boy.




1 4.27 Listen and tick (✓).

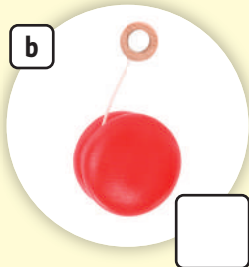
1





2



3



4





2 Look, count and match. Then say.





3  4.28  Listen and number.




a 

b 






c 

d 

4  Find, colour and say.



5  Look and colour for Unit 4.



Language booster

1  Find and circle.

Sunday

Monday

Tuesday

Wednesday

Thursday

Friday

Saturday

f	c	S	T	u	e	s	d	a	y
a	j	a	g	y	i	u	f	g	T
w	q	t	u	l	p	S	d	j	h
m	o	u	M	r	l	u	k	p	u
o	n	r	o	d	d	n	j	k	r
W	e	d	n	e	s	d	a	y	s
s	p	a	d	z	u	a	g	z	d
i	y	y	a	x	m	y	v	i	a
e	i	p	y	F	r	i	d	a	y
c	f	k	x	r	v	z	r	m	l

2  Look at Activity 1. Write.

1 Wednesday

2 uesday

3 riday

4 unday

5 hursday

6 onday

7 aturday



3 Listen and match.




Monday



Friday



Saturday



Wednesday

4 Draw and write.

My favourite day is _____.

1  Look, trace and say.

boy



brother



cat



dad



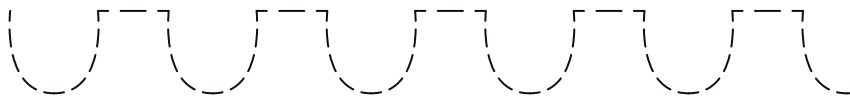
friend




girl



mum





sister



2  Look, number and say.

- 1 bag 2 book 3 crayon 4 pen
5 pencil 6 pencil case 7 eraser 8 ruler



3

Vocabulary time

3  Look, match and say.

chair



desk



door



floor




teacher



wall



















whiteboard



window



4  Look, tick (✓) and say.

ball	 <input type="checkbox"/>	 <input type="checkbox"/>
car	 <input type="checkbox"/>	 <input type="checkbox"/>
doll	 <input type="checkbox"/>	 <input type="checkbox"/>
plane	 <input type="checkbox"/>	 <input type="checkbox"/>
robot	 <input type="checkbox"/>	 <input type="checkbox"/>
teddy	 <input type="checkbox"/>	 <input type="checkbox"/>
train	 <input type="checkbox"/>	 <input type="checkbox"/>
yoyo	 <input type="checkbox"/>	 <input type="checkbox"/>

Fun time 1


1  Count, write and trace.



cats



books



windows



balls




T-shirts



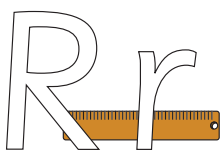




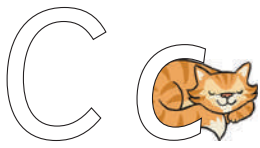




trains

2 Look, colour and trace.



Letters and sounds practice

 Trace and copy.



Letters and sounds practice


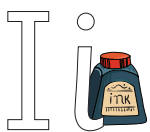



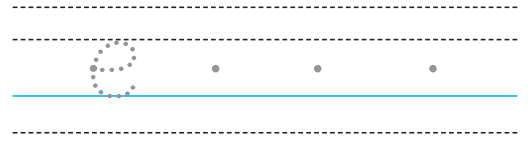




Image Credit(s):

123RF.com: acies 20, 26, 40, 49, pockygallery 15, 18, 39, 47; **Getty Images:** Andrew Olney 22, Getty Images Incorporated 31, 34, 41, 49, in4mal 23, 40, 49, itsabreeze photography 38, 47, kupicoo 7, 10, 26, 38, 47, monkeybusinessimages 31, Ryan McVay 12, 18, 39, 47, SolStock 20, 26, 40, 49; **Pearson Education Ltd:** Studio 8 4, 10, 31, 38, 47; **Shutterstock.com:** Andrzej Rostek 14, Arctic ice 12, 18, 39, 47, BearFotos 6, Bjoern Wylezich 15, 18, 39, 47, Christian Delbert 20, 26, 40, 49, Dakalova luliia 31, 34, 41, 49, Deep OV 4, 10, DesignSpread 28, 34, 35, 41, 49, dezn56 12, 18, 39, 47, ESB Professional 7, 10, 28, 34, 35, 38, 41, 47, 49, Irina Wilhauk 6, iVazoUSky 14, Ivonne Wierink 31, 34, 41, 49, LightField Studios 14, Lopolo 4, 10, 38, 47, MalikNalik 20, 26, 40, 49, Margo Harrison 23, 26, 40, 49, Marko Poplasen 23, 26, 40, 49, oksana2010 12, 18, 39, 47, pcruciatti 22, polya_olya 31, Prostock-studio 6, Rahhal 4, 10, 38, 47, Rawpixel.com 31, Richard Peterson 31, 34, 35, 41, 49, Roman Rybaleov 22, Roman Samborskyi 7, 10, 38, 47, RTimages 28, 34, 41, 49, SergiyN 4, 10, 38, 47, StockBox24 28, 34, 35, 41, 49, ViDI Studio 7, 10, 38, 47, VIS Fine Art 23, 26, 40, 49, Vladvm 15, 18, 39, 47, Yellow Cat 15, 18, 39, 47

Illustrated by Tamara Joubert (unit openers and stories) and Christos Skaltsas (Hyphen)

Cover Image: Rafa & Nathalie Studio, Robert Harding

Unit 1

Page 4



Page 7




Unit 2

Page 12




Page 15



Unit 3

Page 20



Page 23



Unit 4

Page 28



Page 31



