

Jordan TEAM Together Grade 1 Semester 2



Pupil's Book with Digital Resources

Evaluation and Adaptation Committee

Prof. Nayel Darweesh Al-Shara'h (Head)
Dr. Manal Fahed Aburumman (Coordinator)
Prof. Abdallah Ahmad Bani Abdelrahman Prof. Sabri Shehadeh AlShboul
Dr. Zeina Mohammad AlKaraki Dr. Adnan Ahmad AL-Omari

Publisher: The National Center for Curriculum Development

The National Center for Curriculum Development is pleased to have your feedback and comments on this book through the following contact details:

☎ 06-5376262 / 237 📄 06-5376266 ✉ P.O.Box: 2088 Amman 11941
📘 @nccdjor @ feedback@nccd.gov.jo 🔗 www.nccd.gov.jo

The Ministry of Education has decided to adopt this book for Jordanian schools in accordance with the approval of the Supreme Council of the National Curriculum Center in its meeting No. 9/2024 on 30/10/2024 and the approval of the Board of Education decision No. 147/2024 in its meeting No. 6/2024 on 17/11/2024 for the 2024/2025 academic year.

© Pearson Education Limited and York Press Ltd. 2024

ISBN: 978-9923-41-727-0

The Hashemite Kingdom of Jordan
Deposit number by the National Library Department
(2024/10/5988)

Primary indexing data for the book

Book title	Jordan Team Together, Grade 1: Pupil's Book, Semester 2
Prepared by	Jordan National Center for Curriculum Development
Publication data	Amman: National Center for Curriculum Development, 2024
Classification number	372.6521
Descriptors	/English Language//Courses//Basic Education/
Edition data	First edition

The author bears full legal responsibility for the content of their work, and this work does not express the opinion of the National Library Department.

The right of Anna Osborn to be identified as the author of this Work has been asserted by her in accordance with the Copyright, Designs and Patents Act 1988.

The publishers would like to thank Stephen Thompson, Sian Mavor and Wendy Cherry for their contribution.

All rights reserved; no part of this publication may be reproduced, stored in a retrieval system, or transmitted in any form or by any means, electronic, mechanical, photocopying, recording, or otherwise without the prior written permission of the Publishers.

First edition (trial): م 2024 / هـ 1445

Jordan TEAM Together Grade 1 Semester 2



Pupil's Book with Digital Resources

Contents

Welcome Who's this?	4
5 My body	6
6 My blue jacket	14
7 They're tigers!	22
8 I like cakes	30
Learning Club	38
Cutouts	41

Scope and sequence

Unit	Unit objectives	Vocabulary	Grammar	Listening
Welcome Who's this? Page 4	Recalling character names and polite interactions; recalling words for classroom objects and toys	Classroom objects: bag, book, crayon, eraser, pen, pencil, pencil case, ruler Toys: ball, car, doll, plane, robot, teddy, train, yoyo	Hi! My name's ...; I'm ...; This is (my) ...; I've got ...	Recognising a few familiar everyday nouns and adjectives; understanding the main information when people introduce themselves
5 My body Page 6	Naming body parts; talking about what body parts people have got	Body: arms, body, face, feet, hair, hands, head, legs Phonics: hair, hand, hat, head, leaf, legs, lion, log, gate, girl, goat, green, face, feet, five, four	He's got ... / She's got ... He hasn't got ... / She hasn't got ...	Recognising a few familiar everyday nouns and adjectives; recognising familiar key words and phrases in short, basic descriptions if spoken slowly and clearly; understanding basic phrases or sentences about things people have; hearing the initial sound in simple words; recognising familiar words and phrases in short, simple songs or chants
6 My blue jacket Page 14	Naming clothes; talking about what you are wearing; talking about where items of clothing are	Clothes: boots, dress, jacket, jeans, jumper, skirt, socks, T-shirt Phonics: jacket, jam, jeans, jelly, jump, umbrella, under, up, octopus, olive, on, orange, nest, net, nine, nut	How are you? I'm fine, thank you. Where's my ...? It's on the ... I'm wearing ...	Recognising a few familiar everyday nouns and adjectives; understanding simple language related to naming and describing people's clothes; recognising familiar words and phrases in short, simple songs or chants; hearing the initial sound in simple words; understanding basic statements about where things or people are
7 They're tigers! Page 22	Naming animals	Animals: frog, giraffe, lizard, monkey, snake, spider, tiger, zebra Phonics: zebra, zero, zoo, king, kite, kitten, queen, question, quiet, box, fox, six, van, vet, violin, yellow, yoghurt, yoyo	What are these? They're ...	Recognising a few familiar everyday nouns and adjectives; recognising familiar words and phrases in short, simple songs or chants; understanding basic phrases or sentences about things people have; hearing the initial sound in simple words; identifying everyday objects, people or animals in their immediate surroundings or in pictures from short basic descriptions
8 I like cakes Page 30	Naming food items; saying what you like and don't like	Food: apples, cakes, carrots, grapes, juice, lemonade, lemons, sweets Phonics: bus, hat, hen, log, pan, vet, bag, fox, jug, pot, sun, yes	I like ... I don't like ... Yes, please. Thank you.	Understanding information in short, simple dialogues about familiar activities; recognising a few familiar everyday nouns and adjectives; understanding basic statements about where things or people are; recognising familiar words and phrases in short, simple songs or chants; understanding simple phrases about likes and dislikes; hearing the initial, medial and final sound in simple words

Meg's Learning Club

Cutouts

	Speaking	Reading	Writing	Phonics	Project	Viewing and presenting	Functions
	Repeating single words, if spoken slowly and clearly; giving key information to introduce themselves						Introducing yourself and others; naming school objects; saying what you've got
	Repeating single words, if spoken slowly and clearly; talking about things they have, using a basic phrase; singing a simple song, if supported by pictures; saying the sounds for the letters of the alphabet, if supported by pictures; describing someone's physical appearance in a basic way, if guided by questions or prompts	Following simple dialogues in short, illustrated stories	Tracing individual letters to represent sounds; writing familiar words	h, l, g, f hair, hand, hat, head, leaf, legs, lion, log, gate, girl, goat, green, face, feet, five, four	Making a funny friend model	Drawing a picture and sharing with the class; sharing project work with the class; sharing project work with family members	Naming body parts; saying what people have got and haven't got
	Repeating single words, if spoken slowly and clearly; singing a simple song, if supported by pictures; describing someone's clothes using simple language; saying the sounds for the letters of the alphabet, if supported by pictures	Following simple dialogues in short, illustrated stories	Tracing individual letters to represent sounds; writing familiar words	j, u, o, n jacket, jam, jeans, jelly, jump, umbrella, under, up, octopus, olive, on, orange, nest, net, nine, nut	Making a paper doll	Drawing pictures and talking about them; viewing and presenting project work and identifying items of clothing	Naming clothes; saying what you are wearing; saying where things are
	Repeating single words, if spoken slowly and clearly; singing a simple song, if supported by pictures; saying the sounds for the letters of the alphabet, if supported by pictures; naming everyday objects, animals or people around them or in pictures using single words	Following simple dialogues in short, illustrated stories	Tracing individual letters to represent sounds; writing familiar words	z, k, q, x, v, y zebra, zero, zoo, king, kite, kitten, queen, question, quiet, box, fox, six, van, vet, violin, yellow, yoghurt, yoyo	Making an animal mask	Drawing and sharing pictures; asking and answering questions about drawings and projects	Naming animals
	Naming everyday objects, animals or people around them or in pictures using single words; repeating single words, if spoken slowly and clearly; singing a simple song, if supported by pictures; expressing likes and dislikes in relation to familiar topics in a basic way; talking about things people have, using a basic phrase; saying the sounds for the letters of the alphabet, if supported by pictures	Following simple dialogues in short, illustrated stories	Tracing individual letters to represent sounds; writing familiar words	CVC words bus, hat, hen, log, pan, vet, bag, fox, jug, pot, sun, yes	Making a food plate	Sharing pictures and presenting work with a grammatically correct sentence; presenting project work and describing likes and dislikes	Naming food; expressing likes and dislikes

Welcome

Who's this?

Hi! My name's Malek.

This is my sister.

Hello! My name's Hala.

I'm five.

Hello! My name's Ann.

This is my brother.

Hi! My name's Bill.

I'm six.

Classroom objects and toys



5

My body

arms, body, face, feet, hair, hands, head, legs



1 Listen and follow.



2 Listen, point and say.



1



arms

2



legs

3



head

4



body

1 5.5 Listen and tick (✓).



1

a b

2

a b

3

a b

4

a b

2 5.6 Listen and number.



a

b

c


d

3 5.7 Listen. Point and say.





1 Listen and follow. Point to the train.




Values Be safe

2 Look and find.

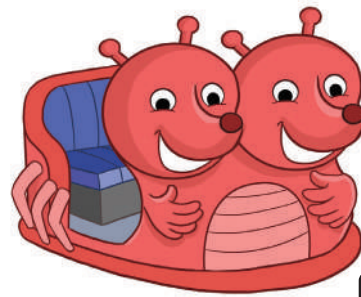
8 eight

face, feet, hair, hands; He hasn't got ... / She hasn't got ...

1 Listen again. Then listen, look and match.



a



b

2 Listen, point and say.



face



hair


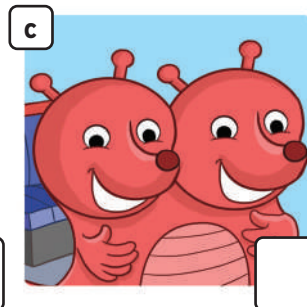
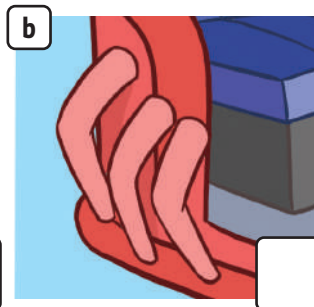



hands



feet


3 Listen and number.







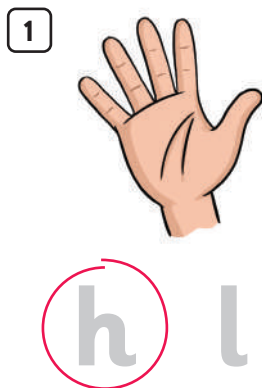
4 Listen and sing.



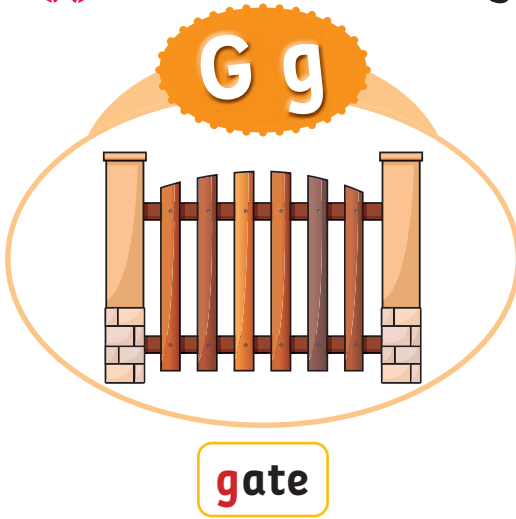
1   Listen and say.



2    Listen, circle and say.




1 5.21 Listen and say.



2 5.22 Listen, match and say. Write.



1



g

2



.....
.....

3



.....
.....

g

f

4

4

.....
.....

5



.....
.....


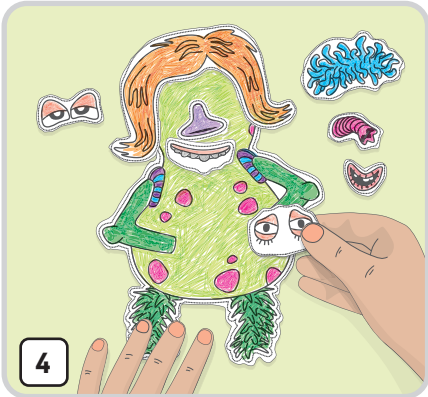
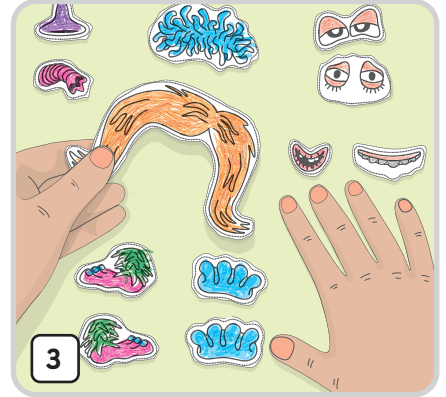

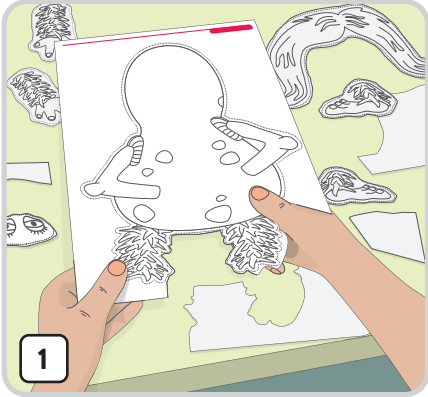
6

5

.....
.....



1 Viewing and presenting Make and show.



2 Sing and play.



Picture dictionary



1



Listen and trace.



arms



hair



body



hands



face



head



feet



legs

6

My blue jacket

boots, dress, jacket, jeans, jumper, skirt, socks, T-shirt

1 6.1 Listen and follow.



2 6.2 Listen, point and say.

1



skirt

2



jumper

3



T-shirt

4

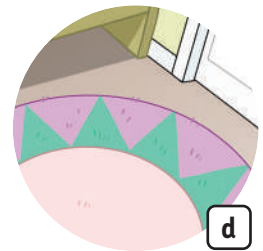
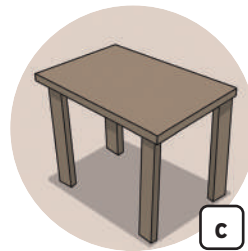




jacket

1 Listen and circle.



2 Listen and match.



3 Listen. Then say.





1 Listen and follow. Point to the blue jacket. **Our Team**



Values Be on time

2 Look and find.



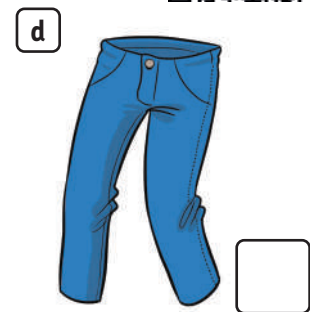
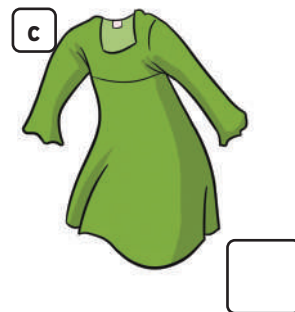


1 Listen again. Then listen, look and match.



2 Listen, point and say.




3 Listen and number.




4 Listen and sing.



1 Listen and say.



jacket



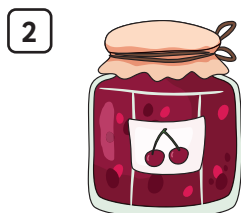
up

2 Listen, choose and write.

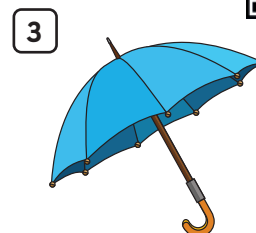


j u


j




j u



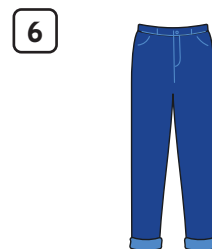
j u



j u



j u



j u

1 6.21 Listen and say.



Oo

on

Nn

nine

2 6.22 Listen, match and say. Write.



1

.....

2

.....

3

.....

O

n

4

.....

5

.....

6

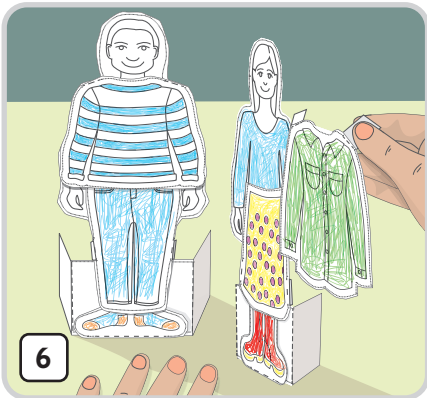
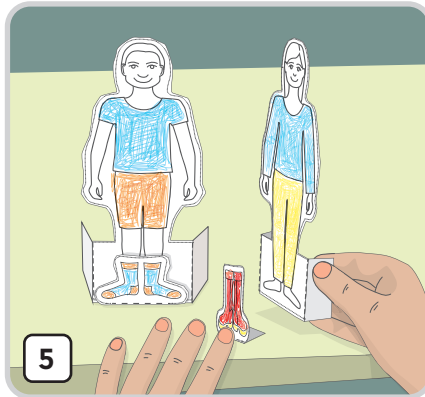
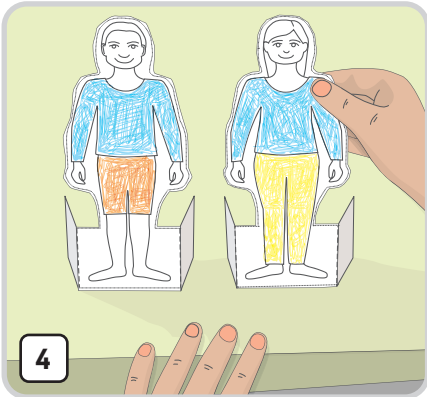
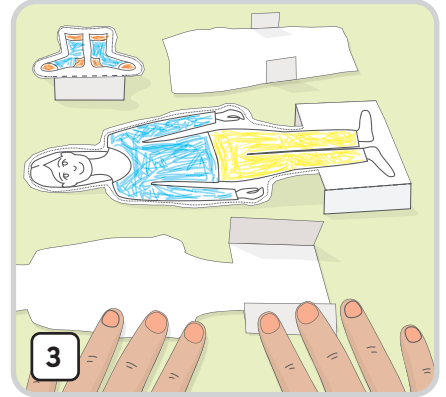

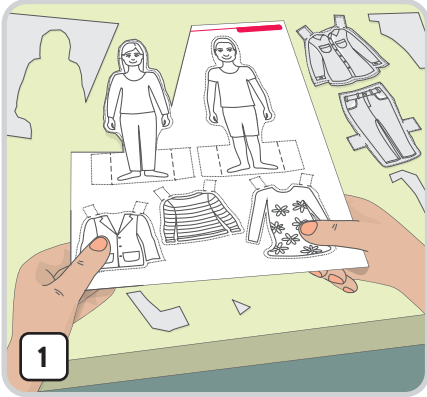
.....

Project Paper dolls

Lesson 11



1 Viewing and presenting Make and show.



2 Sing and play.



Picture dictionary



1



Listen and trace.



boots



jumper



dress



skirt



jacket



socks



jeans



T-shirt

7

They're tigers!

frog, giraffe, lizard, monkey, snake, spider, tiger, zebra



1 Listen and follow.



2 Listen, point and say.



1



giraffe

2



zebra

3




tiger

4







monkey

1 Listen and number.



2 Listen and circle.



3 Listen and say.





1 Listen and follow. Point to May.





Values Look after animals

2 Look and find.



1 Listen again. Then listen, look and match.



2 Listen, point and say.



snake



lizard



frog



spider

3 Listen and number.



 <input type="text"/>	 <input type="text"/>
 <input type="text"/>	 <input type="text"/>

4 Listen and sing.





1 Listen and say.

Zz



zero

Kk



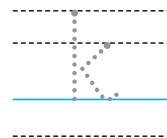
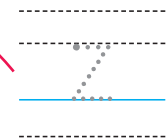
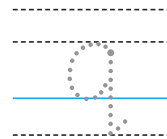




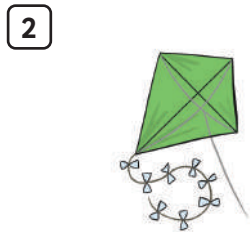

king

Qq



quiet

2 Listen and say. Match and trace.





1 Listen and say.

Xx



six

Vv



violin


Yy



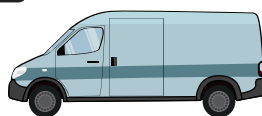
yoyo




2 Listen, trace and match.

1 

fox

2 

van


3 

yellow


x

v


y

4 

yoghurt

5 



vet

6 

box



1 Viewing and presenting Make and show.



2 Sing and play.



Picture dictionary



1



Listen and trace.



frog



spider



giraffe



snake



lizard



tiger



monkey



zebra

8

I like cakes

apples, cakes, carrots, grapes, juice, lemonade, lemons, sweets



1 8.1 Listen and follow.



2 8.2 Listen, point and say.



1



lemonade

2



lemons

3



apples

4



cakes



1 8.5 Listen and circle.

1 a b c d

2 a b c d

3 a b c d

4 a b c d

2 8.6 Listen and number.



a

b

c

d

3 8.7 Listen. Then say.





1 Listen and follow. Point to Meg and Tom.

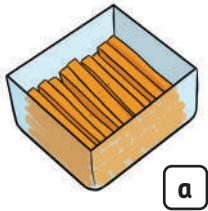


Values Be polite

2 Look and find.



1 Listen again. Then listen, look and match.



a



b





c




d

2 Listen, point and say.



3 Listen and colour.





4 Listen and sing.



1   Listen and say.




 **l** **o** **g**
log

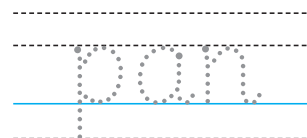
 **v** **e** **t**
vet


2   Listen and repeat. Trace and say.




1 
p **a** **n**


pan



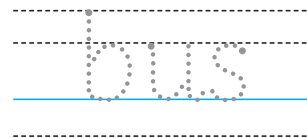
2 
h **e** **n**

hen



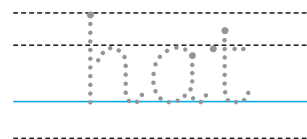
3 
b **u** **s**

bus



4 
h **a** **t**


hat



1



Listen and look. Say, order and write.

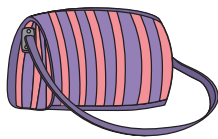


u s
n

sun




j u
g



g b
a



e y
s




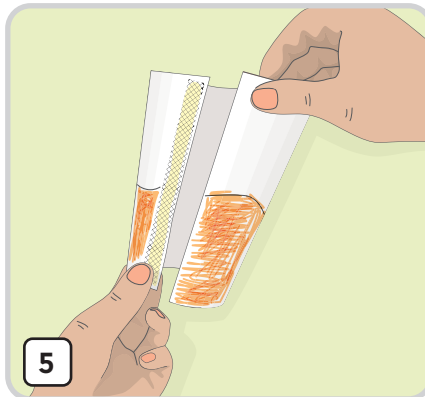
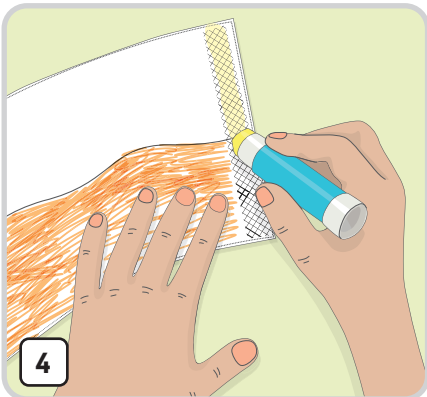
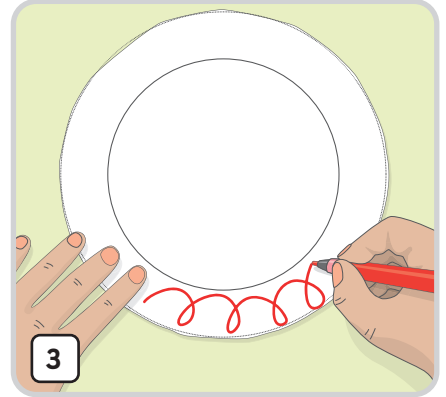
t o
p



x f
o



1 Viewing and presenting Make and show.



2 Sing and play.

Picture dictionary



1   Listen and trace.



apples



juice



carrots



lemonade



cakes



lemons



grapes



sweets

Language booster



1 LC1.1 Listen and follow.



2 LC1.2 Listen and match the words to the signs in Activity 1.



a No animals!

b Stop!

c Wait!

d Cross here!

e Walk!

f No people!



3 Listen, point and say.



4 Listen and tick (✓).


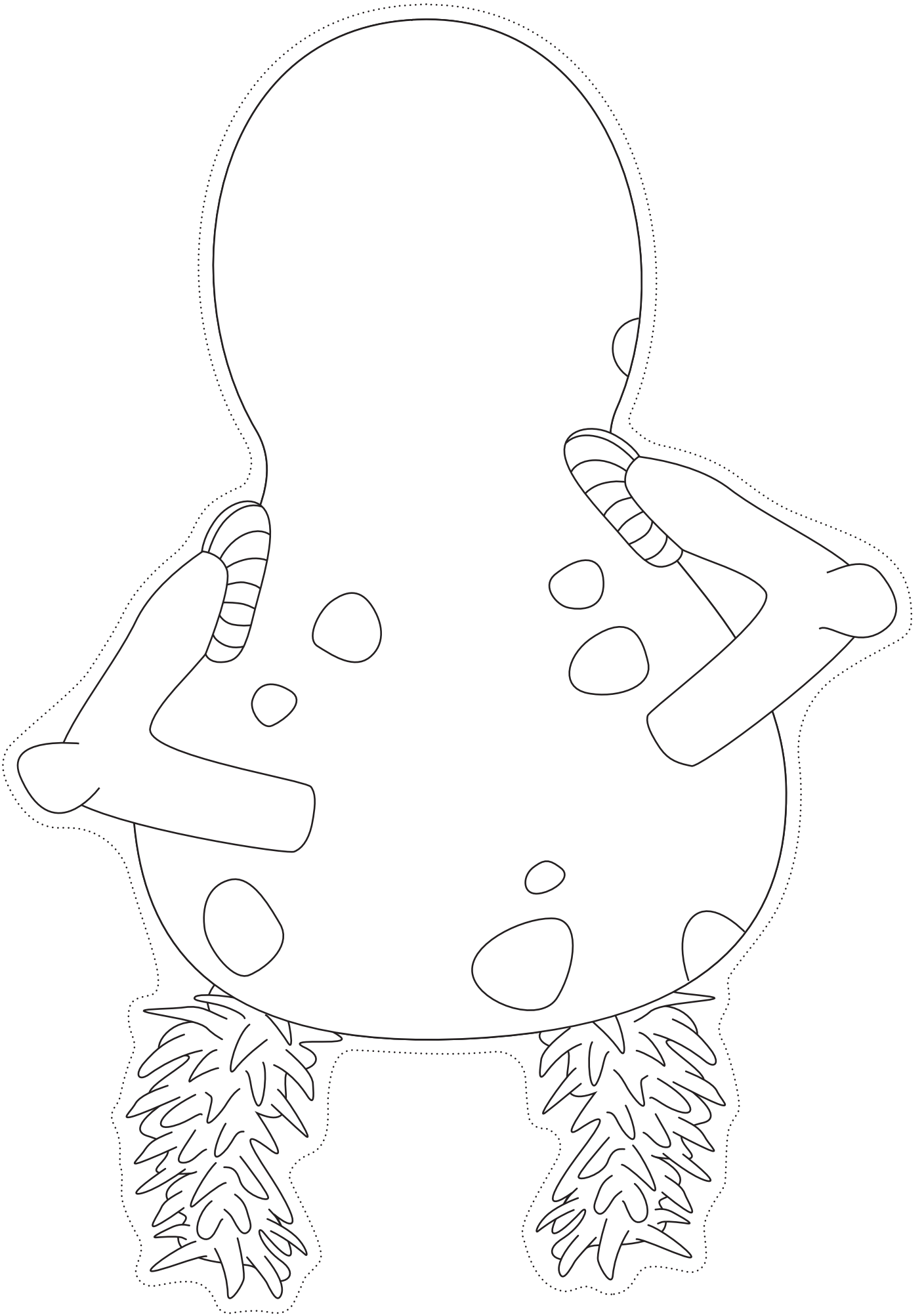


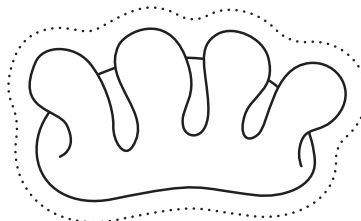
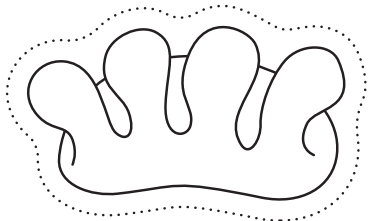
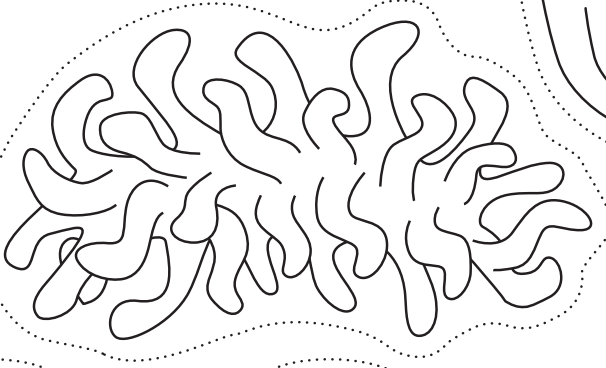





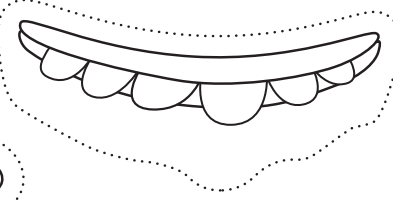
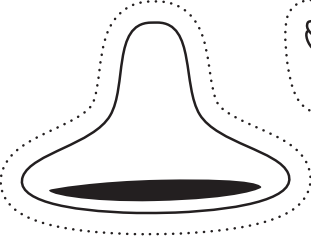
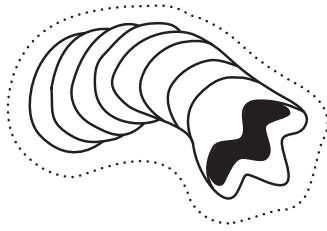
Image Credit(s):

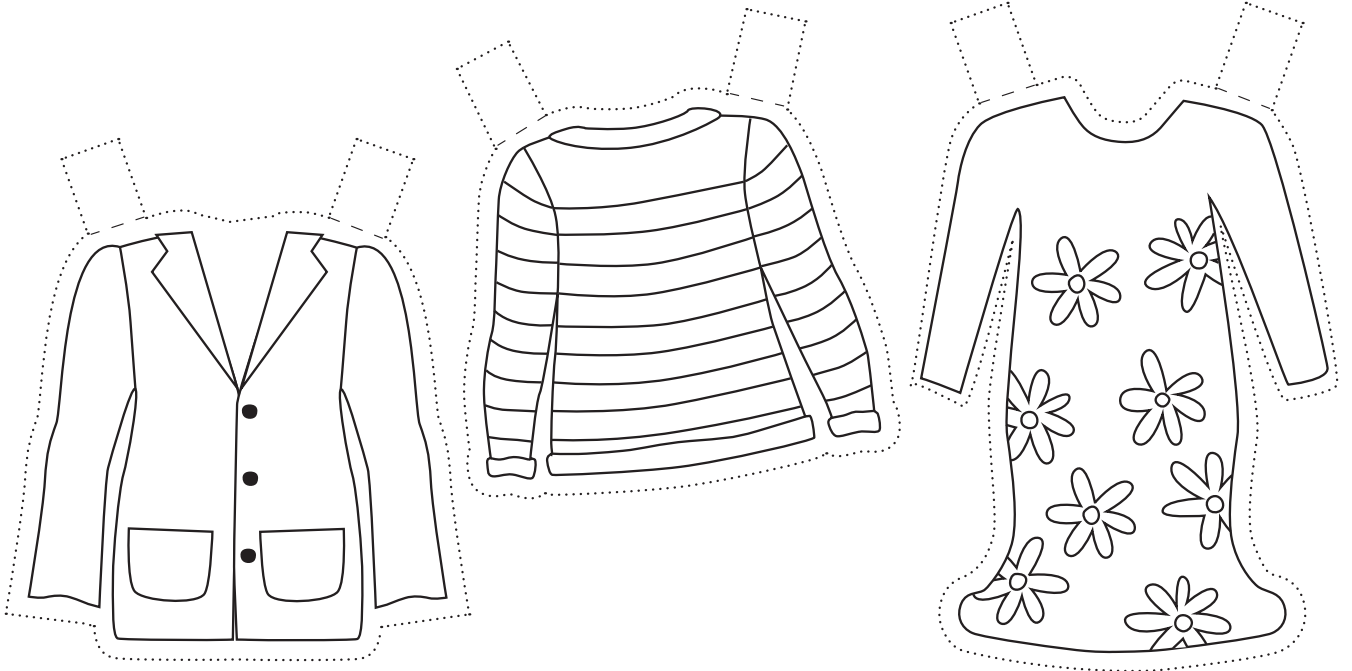
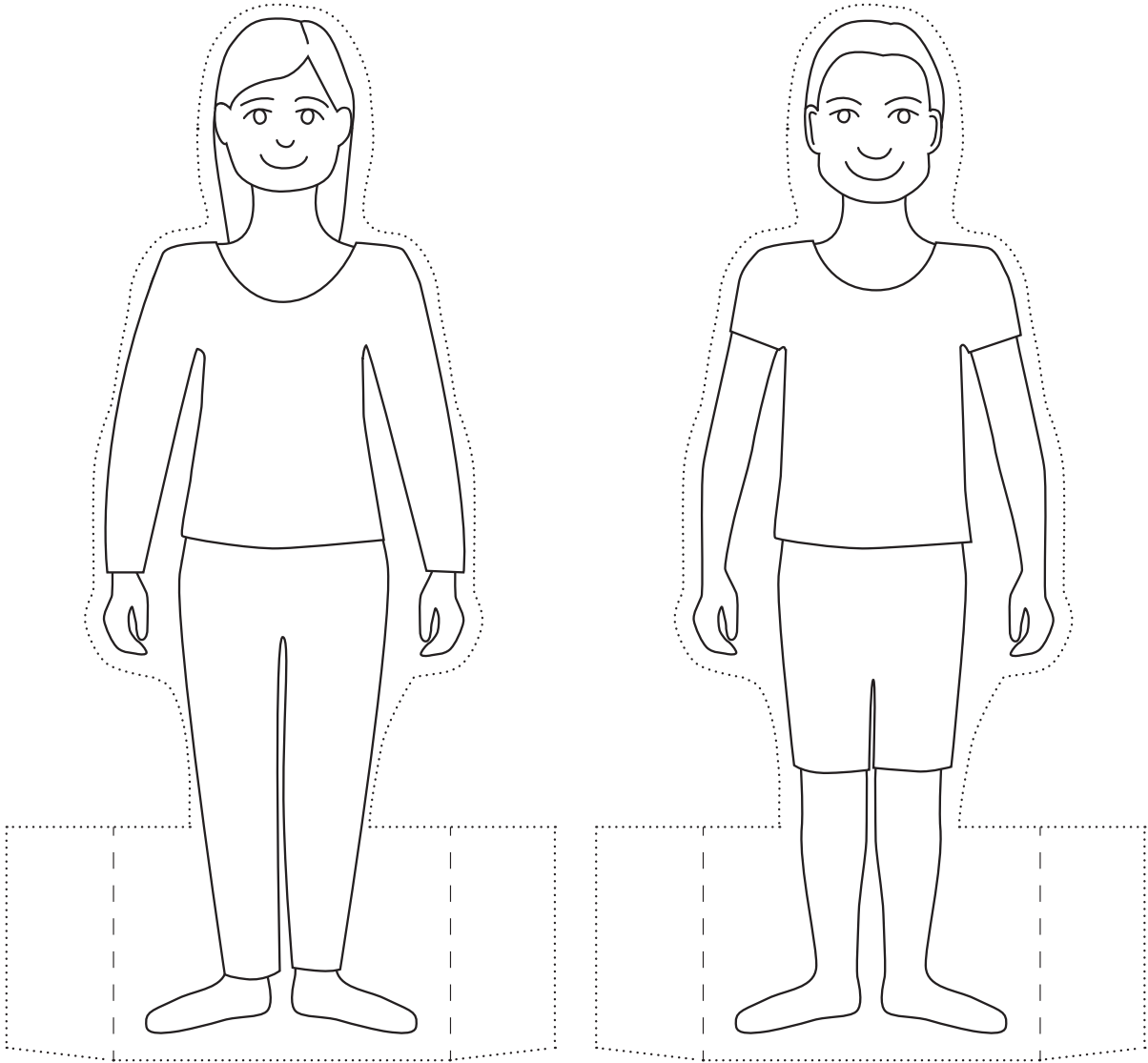
123RF.com: Alexandra Karamysheva 14, 15, 21, Andrey Kiselev 6, 7, 13, jirkaejc 9, 13, Sirichai Asawalapsakul 30, 31, 37, wckiw 9, 13; **Getty Images:** Danger Dai 22, 23, 29, Dave McKay 25, 29, wdstock 33, 37; **Pearson Education Asia Ltd:** Joey Chan 14, 15, 21; **Shutterstock.com:** Alla Ushakova 33, 37, Arctic ice 9,13, 40, buteo 22, 23, 29, Chepurnova Oxana 17, 21, Evgeny Karandaev 33, 37, fancy 17, 21, Gelpi 15, Ground Picture 31, Henk Bogaard 22, 23, 29, Harper 3D 25, 29, Jean Faucett 39, JeniFoto 30, 31, 37, Krakenimages.com 15, 23, Lepas 33, 37, LightField Studios 7, Ljupco Smokovski 23, Manuel Findeis 25, 29, MarcusVDT 6, 7, 13, Marie12 39, Marie_Lola 39, MyBestCollection 30, 31, 37, New Africa 17, 21, 30, 31, 37, 39, Olena Zaskochenko 14, 15, 21, Pat Shrader 39, Petro Perutskyi 9, 13, Roman Sigaev 17, 21, Ronald Sumners 14, 15, 21, Rozochkalvn 7, 31, SergiyN 6, 7, 13, shama65 22, 23, 29, Veronica Louro 6, 7, 13, Volosina 30, 31, 37, wajigraphic 30, 31, 37, Wirestock Creators 39, Worraket 25, 29

Illustrated by Rafa & Nathalie Studio (unit 1 opener and story 1), Tamara Joubert (unit openers and stories) and Christos Skaltsas (Hyphen)


Cover Image: Rafa & Nathalie Studio, Robert Harding







Unit 6 Project



Unit 7 Project



