



Arab Republic of Egypt
Ministry of Education
& Technical Education
Book Sector



Egyptian Knowledge Bank
بنك المعرفة المصري



TIME FOR ENGLISH



Primary Five
Student's Book
Second Term



غير مصرح بتداول هذا الكتاب
خارج وزارة التربية والتعليم

2017 - 2018



Egyptian Knowledge Bank
بنك المعرفة المصري



2030
EGYPT VISION



TIME FOR ENGLISH

STUDENT'S BOOK

PRIMARY FIVE
Second Term

Susan Rivers
Setsuko Toyama

Adaptation for Egypt
Nadia Toubia
Sahar Rizk

غير مصرح بتداول هذا الكتاب خارج وزارة التربية والتعليم

2017 - 2018



All Rights reserved. No unauthorized photocopying.

This edition of *Time for English 5* originally published as *English Time 4* in 2007.

This edition is published by arrangement with Oxford University Press.

This edition licensed for sale in Egypt only.

Printed in Egypt

Adaptation for Egypt: Nadia Touba, Deena Boraie, Sahar Rizk

Musical arrangements and chant music: William Hirtz

Illustrations: Bill Colrus, Steven Cox, Patrick Girouard, Rusty Fletcher,
Anne Kennedy, Rita Lascaro, Margeaux Lucas, Fran Newman, Cary Pillow,
Dana Regan, Zina Saunders, Jeff Shelley, Maggie Swanson, Jim Talbot,
Amy Wummer, Khalid Abd El Aziz, Hany Saleh, Mohammed Twfik

“Sokkara’s World” by Hany Saleh

Original characters developed by Amy Wummer

Cover Illustration: Khalid Abd El Aziz

Cover Design: Hany Saleh

Table of Contents

	Page
Syllabus	i
Unit 7 : At the Aquarium	1
Unit 8 : At the Safari Park	5
Unit 9 : By the Seashore	9
<hr/>	
Review 1	13
<hr/>	
Unit 10 : At the Summer Camp	15
Unit 11 : At the Planetarium	19
Unit 12 : At School	23
<hr/>	
Review 2	27
<hr/>	
Songs and Chants	29
My Picture Dictionary	32
Checklists 1 and 2	35
Word List	36

Syllabus

UNIT	TOPIC	LISTENING / SPEAKING	READING / WRITING	PHONICS	GRAMMAR
7	At the Aquarium	ask about wants express comparisons identify speakers in a conversation	write sentences read sentences vocabulary: marine animals & adjectives to describe them	distinguish between sounds of <i>or</i> , <i>ow</i> associate sound of letters with written form	Comparatives
8	At the Safari Park	express excitement express opinions ask questions concern superlatives identify speakers in a conversation	write sentences read sentences vocabulary: wild animals & adjectives to describe them	distinguish between sounds of <i>ou</i> , <i>ow</i> associate sound of letters with written form	Superlatives
9	By the Seashore	express excitement congratulate others ask about what someone likes to do identify speakers in a conversation	write sentences read sentences vocabulary: outdoor activities	distinguish between different sounds of <i>oo</i> associate sound of letters with written form	Wh- questions with <i>what</i> & <i>like</i> Affirmative statements with <i>like</i> + infinitive
Review 1		participate in a conversation identify meaning of a conversation	recognise and produce vocabulary		
10	At the Summer Camp	express enthusiasm express & accept compliments express likes & dislikes identify speakers in a conversation	write sentences read sentences vocabulary: fun activities	distinguish between sounds of <i>er</i> , <i>ir</i> , <i>ur</i> associate sound of letters with written form	Affirmative & negative statements with <i>like</i> + gerund & conjunctions (<i>but</i>)
11	At the Planetarium	request permission deny requests express wants express imperatives identify speakers in a conversation	write sentences read sentences vocabulary: planets	distinguish between sounds of <i>ai</i> , <i>oy</i> associate sound of letters with written form	Simple past with <i>want</i> + infinitive Object pronouns Imperatives
12	At School	give & receive compliments elicit & express personal opinions make suggestions ask about career choice identify speakers in a conversation	write sentences read sentences vocabulary: occupations	distinguish between sounds of vowel blends: <i>ai</i> , <i>oi</i> , <i>aw</i> , <i>er</i> , <i>or</i> , <i>ou</i> , <i>ow</i> , <i>oo</i> , <i>ir</i> , <i>ur</i> , <i>oi</i> , <i>oy</i> associate sound of letters with written form	Wh- questions with <i>why</i> Adverbial clauses of reason with <i>because</i> Affirmative statements with <i>like</i> + gerund
Review 2		participate in a conversation identify meaning of a conversation	recognise and produce vocabulary		





At the Aquarium

Conversation Time

A. Listen and repeat.

B. Listen and point to the speakers.

C. Role-play the conversation with a partner.



D. Review. Listen and repeat.



Excuse me. I'm looking for the bathroom. Is it far?

Not really. Go straight. It's on the left.

Thanks.

No problem.

Practice Time

A.  Listen and repeat.

The whale is bigger than the dolphin.

big → bigger


small → smaller

fast → faster

slow → slower

B.  Listen and repeat. Then practise with a partner.

1. crab / slow / dolphin



2. shark / small / whale



3. whale / big / eel



4. octopus / big / crab



5. eel / small / shark



6. dolphin / fast / octopus



C. Look at page 2. Point to the picture and practise with a partner.

D.  Listen and chant. (See "The Whale Is Bigger Than the Dolphin" on page 29.)


Phonics Time

A.  Listen and repeat.



B.  Does it have **ar** or **or**? Listen and circle.

1. ar or 2. ar or 3. ar or 4. ar or 5. ar or 6. ar or

C.  Read the sentences. Write the numbers. Then listen.

1. Salim had a farm. One day there was a storm.
2. The sky was dark, but Salim was smart.
He put the corn in the barn.
3. But the wind blew very hard.
4. Look at the corn in the yard!






At the Safari Park

Conversation Time

A. Listen and repeat.

B. Listen and point to the speakers.

C. Role-play the conversation with two other students.



D. Review. Listen and repeat.



I'm going to take a picture.

Be very careful!

Oh, no!

I told you to be careful.

Word Time

A.  Listen and repeat.


- | | |
|-------------|---------------|
| 1. elephant | 2. cheetah |
| 3. giraffe | 4. snake |
| 5. turtle | 6. chimpanzee |
| 7. tall | 8. short |
| 9. fat | 10. thin |

B. Point and say the words.

C.  Listen and point.

D. Write the words.

(See pages 32–34.)



Practice Time

A.  Listen and repeat.

Which one is the tallest?

The giraffe is the tallest.

tall → tallest

short → shortest

fat → fattest

thin → thinnest

fast → fastest

slow → slowest

B.  Listen and repeat. Then practise with a partner.

1. short?
chimpanzee



2. tall?
giraffe



3. fat?
elephant



4. slow?
turtle



5. fast?
cheetah



6. thin?
snake



C. Look at page 6. Point to the picture and practise with a partner.

D.  Listen and sing along. (See "Which One Is the Tallest?" on page 29.)

Phonics Time

A.  Listen and repeat.



house



mouse



mouth



brown



gown



town

B. Do they both have the same vowel sound? Listen and circle ✓ or X.

1. cloud
mouse

2. cow
snow

3. out
owl

4. couch
home

5. clown
town

6. down
shout

C.  Read the sentences. Write the numbers. Then listen.

1. A silly little mouse lived in a big house.
2. She went to town in an evening gown.
3. She met a brown trout and started to shout.
4. "Please don't shout, little mouse," said the trout.





By the Seashore

Conversation Time

A. Listen and repeat.

B. Listen and point to the speakers.

C. Role-play the conversation with three other students.



D. Review. Listen and repeat.



Guess what!

What?

There's a butterfly on your head.

Oh, no!

Don't worry. It's cute. It won't hurt you.

Practice Time

A.  Listen and repeat.

What do you like to do?
do you does he

I like to listen to music.
He likes

B.  Listen and repeat. Then practise with a partner.

1. she?
go fishing



2. they?
go sailing



3. you?
snorkel



4. you?
play volleyball



5. he?
in-line skate



6. they?
play ping-pong



C. Look at page 10. Point to the picture and practise with a partner.

D.  Listen and chant. (See "What Do You Like To Do?" on page 30.)

Phonics Time

A.  Listen and repeat.



B.  Which word has a different **oo** sound? Listen and circle.

1. book
boot
cook

2. kangaroo
moon
foot

3. moose
school
hood

4. scooter
hook
zoo

5. rooster
took
wood

C.  Read the sentences. Write the numbers. Then listen.

- Ms. Hood and her poodle went to the zoo.
- They saw a red rooster and a kangaroo.
- They looked at a moose, and they looked at the moon.
- And then they went to school on a scooter.





Review 1

Story Time



A. Listen and repeat.



B. Listen and point.

C. Listen. Circle True or False.

1. True False 2. True False 3. True False 4. True False 5. True False

D. Role-play these scenes.

Activity Time



A. Listen and write.



The _____ and _____ are on the _____.



The _____ and _____ are in the _____.




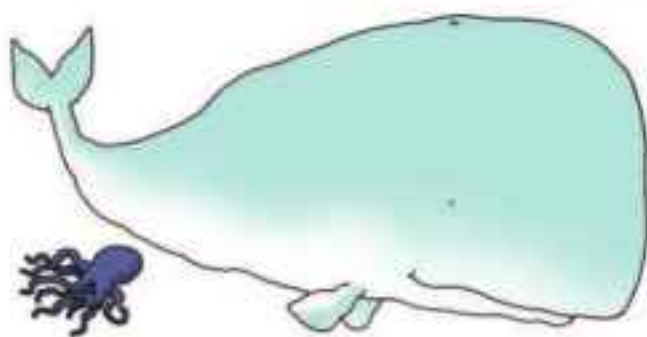
can a _____ _____ _____?

B. Read and circle True or False.

1. The whale is bigger than the elephant. True False

2. The chimpanzee is taller than the giraffe. True False

3. The turtle is the shortest. True False



C. What do you like to do? Ask your classmates. Write their names.

_____ likes to play ping-pong.

_____ likes to go fishing.

_____ likes to in-line skate.

_____ likes to listen to music.

_____ likes to snorkel.

_____ likes to play volleyball.



At The Summer Camp

Conversation Time

A. Listen and repeat.

B. Listen and point to the speakers.

C. Role-play the conversation with a partner.



D. Review. Listen and repeat.



- What do you like to do?
- I like to play ping-pong.
- Do you want to play?
- Sure.

Word Time

A.  Listen and repeat.

- | | |
|----------------------|-----------------|
| 1. collect stickers | 2. sing |
| 3. build a model | 4. take a nap |
| 5. read a comic book | 6. make a video |
| 7. paint | 8. cycle |

B. Point and say the words.

C.  Listen and point.

D. Write the words.

(See pages 32–34.)



Practice Time

A.  Listen and repeat.

We like
She likes

singing, but

we don't
she doesn't

like building models.

build a model → building models

collect → collecting
read → reading

sing → singing
make → making

build → building
paint → painting

take → taking
cycle → cycling

B.  Listen and repeat. Then practise with a partner.

1. I / make videos / collect stickers



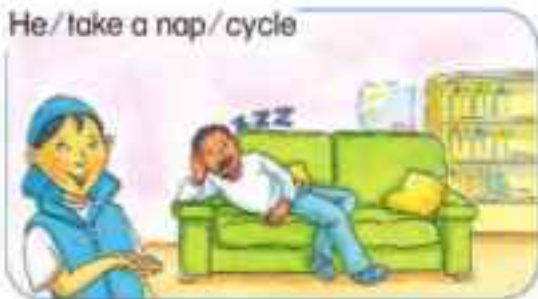
2. They / collect stickers / make videos



3. She / cycle / take a nap



4. He / take a nap / cycle



5. You / read comic books / paint



6. She / paint / read comic books



C. Look at page 16. Point to the picture and practise with a partner.

D.  Listen and chant. (See "I Like Painting" on page 30.)

Phonics Time

A.  Listen and repeat.



B.  Listen and match.

1

dirt

2

hurt

3

clerk

4

skirt

5

hurry

6

nurse

C.  Read the sentences. Write the numbers. Then listen.

1. Kamal the clerk was in a hurry.
2. He ripped his shirt. He burned the curry.
3. He hurt his foot. He called a nurse.
4. And then he ate a big dessert.





At the Planetarium

Conversation Time

A. Listen and repeat.

B. Listen and point to the speakers.

C. Role-play the conversation with two other students.



D. Review. Listen and repeat.



I saw a film at the museum today.

Did you have lunch at the museum?

No, I didn't. I'm hungry.

Let's have some dinner.

Word Time

A.  Listen and repeat.

1. Mercury

2. Venus

3. Earth

4. Mars

5. Jupiter


6. Saturn

7. Uranus

8. Neptune


9. Pluto

B. Point and say the words.

C.  Listen and point.

D. Write the words.

(See pages 32–34.)



Practice Time

A.  Listen and repeat.

I want to see Mercury. Let me look.
He wants to see Mercury. Let him look.

I → me he → him she → her
we → us they → them

B.  Listen and repeat. Then practise with a partner.

1. She / Mars



2. They / Saturn



3. I / Jupiter



4. He / Neptune




5. We / Venus



6. She / Pluto




C. Look at page 20. Point to the picture and practise with a partner.

D.  Listen and sing along. (See "I Want to See Mercury" on page 31.)

Phonics Time

A.  Listen and repeat.



B.  Do they both have the same vowel sound? Listen and put ✓ or X.

1. Roy 2. join 3. nose 4. soy 5. frown
 boil joy toy son boys
-

C.  Read the sentences. Write the numbers. Then listen.

1. Roy and the boy loved oysters.

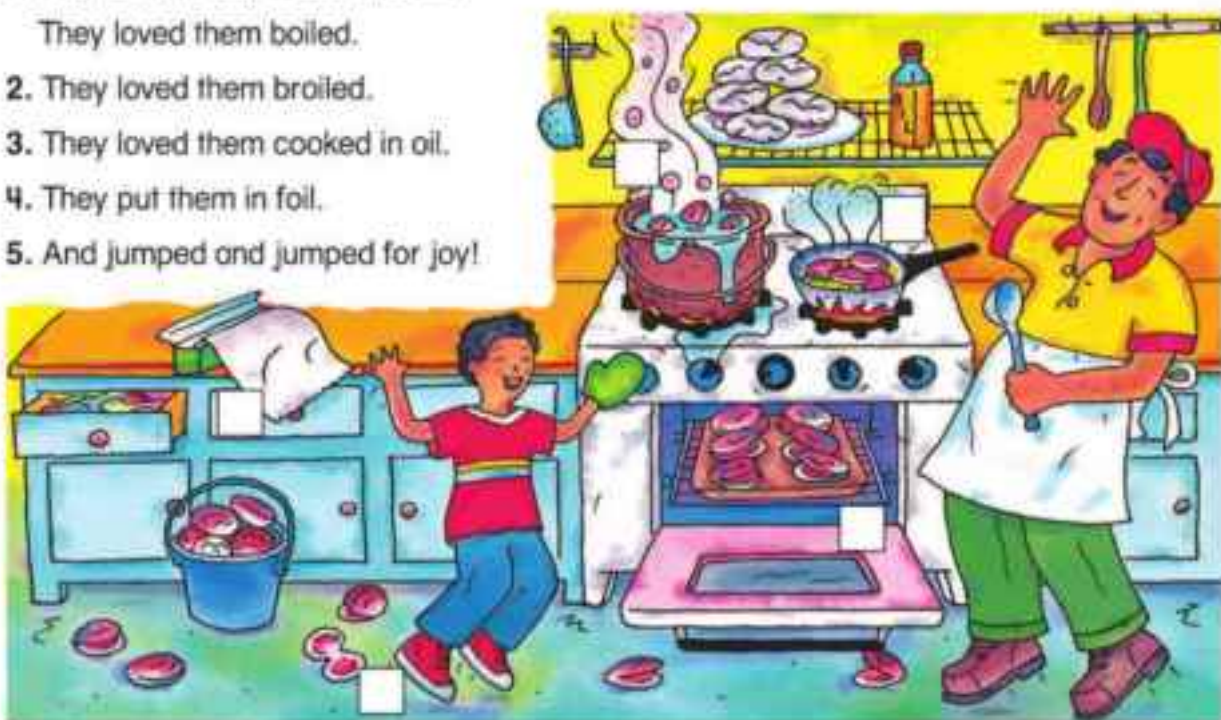
They loved them boiled.

2. They loved them broiled.

3. They loved them cooked in oil.

4. They put them in foil.

5. And jumped and jumped for joy!





At School

Conversation Time

A. Listen and repeat.

B. Listen and point to the speakers.

C. Role-play the conversation with a partner.



D. Review. Listen and repeat.



- What's your favourite subject?
- I like art. Look at my kite.
- That's great. Did you make it?
- Yes, I did. It was easy.

Word Time

A.  Listen and repeat.

- | | |
|------------------------|-------------------------|
| 1. musician | 2. play the violin |
| 3. engineer | 4. build things |
| 5. vet | 6. help animals |
| 7. computer programmer | 8. program computers |
| 9. nurse | 10. take care of people |
| 11. artist | 12. draw |

B. Point and say the words.

C.  Listen and point.

D. Write the words.

(See pages 32–34.)



Practice Time

A.  Listen and repeat.

Why do you
does she want to be a vet?

Because I like
she likes helping animals.

play → playing
program → programming

build → building
take → taking

help → helping
draw → drawing

B.  Listen and repeat. Then practise with a partner.

1. you / engineer?
build things



2. he / computer programmer?
program computers



3. she / vet?
help animals



4. he / nurse?
take care of people




5. you / artist?
draw



6. she / musician?
play the violin



C. Look at page 24. Point to the picture and practise with a partner.

D.  Listen and sing along. (See "Why Do You Want To Be a Vet?" on page 31.)

Phonics Time

A.  Listen and repeat.



B.  Listen and circle.

1. soy saw 2. yawn yarn 3. food foot 4. cow call 5. short shirt 6. fork fall

C. Read the sentences. Write the numbers. Then listen.

- Did you see the tall, thin clerk?
She walked into a big blue shirt.
- Paul has a saucer, a fork, and a spoon.
He eats noodles on the moon.
- Look at the yellow and black basketball.
Do you like to play in the yard with a ball?





Review 2

Story Time



A. Listen and repeat.



See you in Level 6!

B. Look at A. Listen and point.

C. Listen. Circle True or False.

1. True False 2. True False 3. True False 4. True False 5. True False

D. Role-play these scenes.

Activity Time



A.  Listen and write.



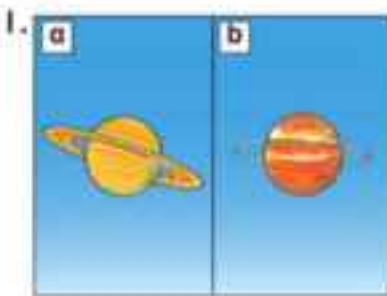




B. Read and match.

- | | |
|---|--------------------------------------|
| 1. Why do you want to be an engineer? • | • Because I like helping animals. |
| 2. Why do you want to be a vet? • | • Because I like playing the violin. |
| 3. Why do you want to be a musician? • | • Because I like drawing. |
| 4. Why do you want to be an artist? • | • Because I like building things. |

C.  Listen and circle a or b.



My Picture Dictionary

Write the words.

A a



B b





C c













D d





E e









F f





G g









J j



L l



M m



H h



I i



N n



O o



P p



R r



S s

















T t









U u



V v





W w



✓ Checklist 1 (Units 7-9)

A. I can say these patterns.



The whale is bigger than the shark.
The dolphin is faster than the octopus.



Which one is the tallest?
The giraffe is the tallest.
Which one is the thinnest?
The cheetah is the thinnest.



What do you like to do?
We like to play volleyball.
What does she like to do?
She likes to listen to music.

B. I can talk about this picture.



C. I can read these words.

- | | | | | |
|---------|---------|----------|---------|----------|
| 1. fork | 2. town | 3. wood | 4. farm | 5. mouse |
| 6. look | 7. yard | 8. mouth | 9. moon | 10. corn |

✓ Checklist 2 (Units 10-12)

A. I can say these patterns.



I like collecting stickers, but I don't like singing.

She likes reading comic books, but she doesn't like cycling.



I want to see Saturn. Let me look.

He wants to see Mars. Let him look.



Why do you want to be a vet?

Because I like helping animals.

Why does she want to be a musician?

Because she likes playing the violin.

B. I can talk about this picture.



C. I can read these words.

1. curry

2. shirt

3. oyster

4. spoon

5. dessert

6. boil

7. marker

8. joy

9. purse

10. point

Word List

The numbers to the right of the entries indicate the page(s) on which the word is introduced. Words in **blue** appear only in the art (on the Conversation Time pages).

A		draw 24	J		P		snake 6
again 9		drawing 25	jog 9		paint 16	snorkel 10	
artist 24	E		joy 22		painting 17	starfish 1	
B		Earth 20	Jupiter 20	K		photographer 23	stars 19
barn 4		easy 15	L		planets 19	storm 4	
because 25		eel 2	lion 5		play chess 15	string 5	
big 2		elephant 6	listen to music 10	M		Sun 19	
bigger 3		engineer 24	look 12		Play in the play ping-pong 10	surf 9	
bird 18	F		love 23	R		T	
boil 22		farm 4	N		trumpet 15	take care of	
boy 22		fast 2	need 15		play the violin 24	people 24	
broom 12		faster 3	Neptune 20		playing 25	take	
brown 8		fat 6	nice game 9		Pluto 20	photographs 23	
build a model 16		fattest 7	noodles 12		point 22	taking 17	
build a		fork 4	nurse 24	S		tall 6	
build things 24	G		myself 15		perfect 23	talles 7	
building 17		gift shop 19	make a video 16		computers 24	than 3	
C		giraffe 6	making 17	U		them 21	
cashier 1		go fishing 10	marker 26		read a comic book 16	thin 6	
catch the bus 19		go hiking 10	Mars 20		reading 17	thinnest 7	
cheetah 6		gorilla 5	Mercury 20		ride a skateboard 9	time to go 1	
chimpanzee 6		horseback	missed 9		skateboard 9	town 8	
clerk 18		riding 10	monkey 5		V		
collect stickers 16		go sailing 10	moon 12		Saturn 20	Venus 20	
collecting 17		gorilla 5	Moon 19		scary 5	vet 24	
computer		gown 8	mouse 8		seahorse 1	W	
programmer 24		guess what 5	mouth 8		seal 1	whale 2	
congratulations 9	H		musician 24		shark 2	why 25	
cook 12		hard 15	myself 15	O		wood 12	
corn 4		help animals 24	need 15		shirt 18	Y	
crab 2		helping 25	Neptune 20		short 6	yard 4	
cute 1		her 21	nice game 9		shortest 7	you're kidding 15	
cycle 16		him 21	noodles 12	P		Z	
cycling 17		house 8	nurse 24		show 15	zebra 5	
D		I			shower 26		
dessert 18		in-line skate 10	octopus 2		shut 5		
dolphin 2		it was close 9	oil 22		sing 16		
			oyster 22		singing 17		
					slow 2		
					slower 3		
					small 2		
					smaller 3		
					snack bar 19		

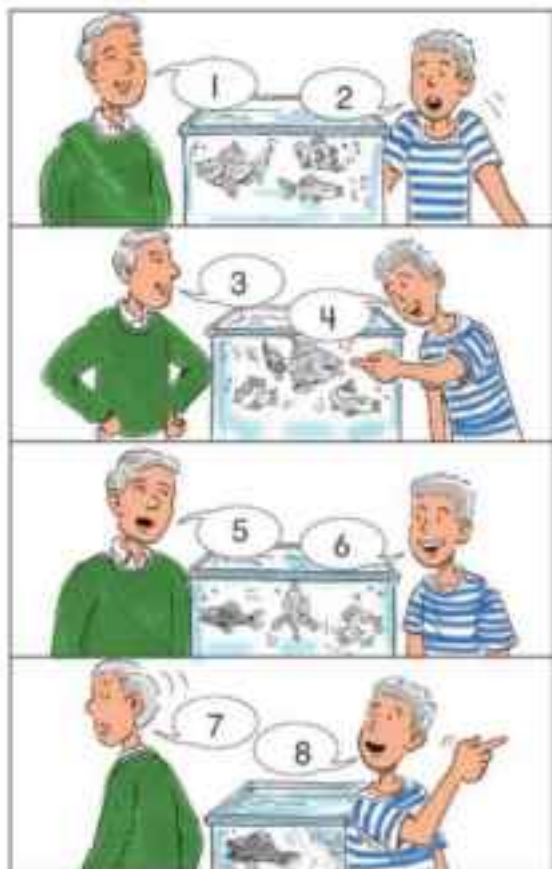


WORKBOOK



Conversation Time

A. Number the sentences in the correct order.



- _____ Well, it's time to go.
Please make up your mind.
- _____ Oh, I don't know. They're all cute.
- _____ Great! Let's get it.
- _____ Are you sure?
- _____ Um, okay. I'll take this one.
- _____ Yes, I'm.
- _____ Dad, the cashier is over there.
- _____ Which one do you want?

B. Look and match.



Which one do you want?

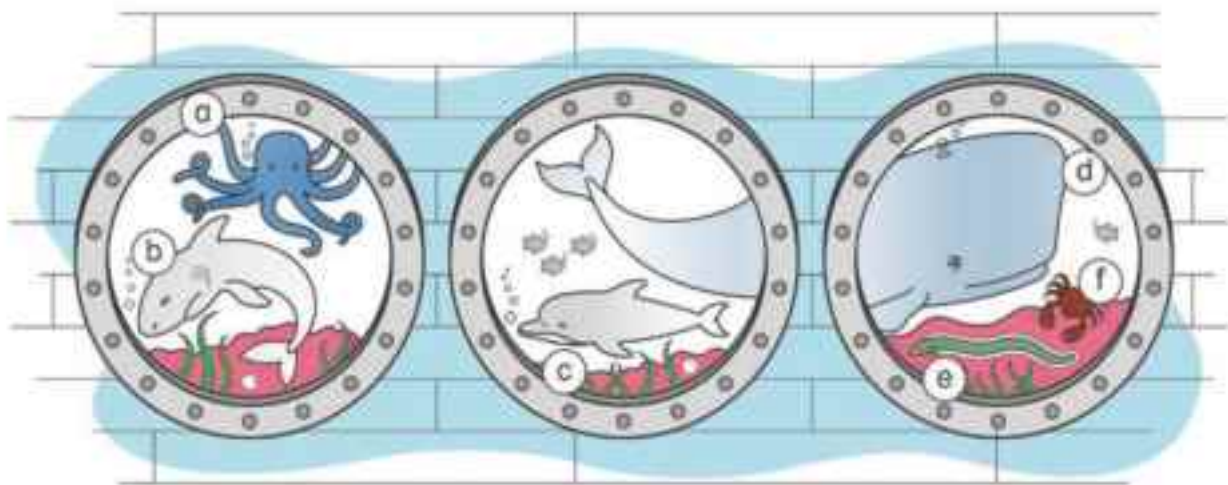
I don't know.

I'll take that one.

I'll take this one.

Word Time

A. Look. Then write the letter.



1. whale _____

2. eel _____

3. dolphin _____

4. octopus _____

5. shark _____

6. crab _____

B. Look and write.



a big whale _____

a _____



C. Your turn. Read and write.

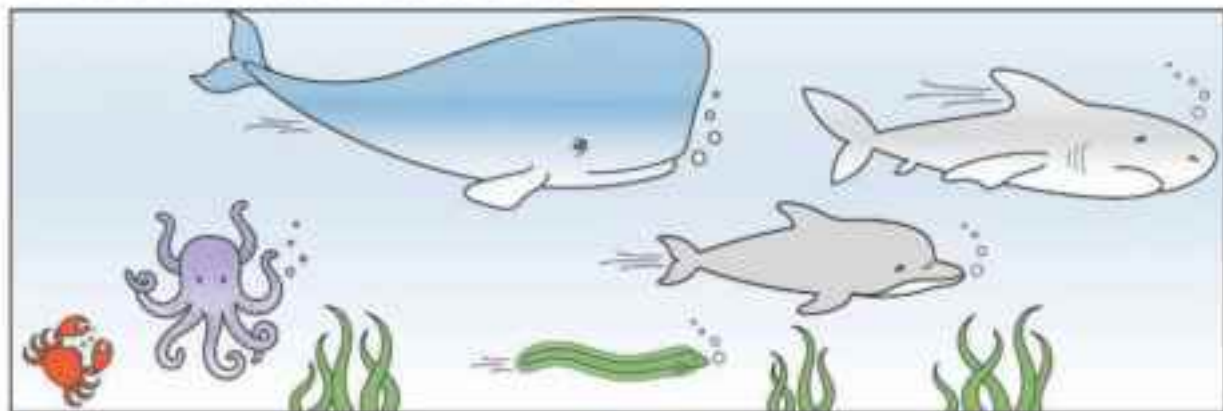


Do you like sharks?

Do you like dolphins?

Practice Time


A. Read and write True or false.



1. The octopus is slower than the dolphin.
2. The dolphin is bigger than the shark.
3. The eel is smaller than the whale.
4. The whale is faster than the crab.
5. The shark is slower than the octopus.
6. The whale is bigger than the dolphin.

True

B. Look and write.



1. **fast** The _____ faster than _____
2. **slow** _____
3. **big** _____
4. **small** _____

Practice Time

A. Circle and write **ar** or **or** . Then number the pictures.

1. ar or
f__ m 2. ar or
c__ n 3. ar or
st__ m
4. ar or
b__ n 5. ar or
f__ k 6. ar or
liz__ d



B. Fill in the blanks.

dark	farm	horse	stories	barn	corn
cards	lizard	garden	yard	storm	popcorn



Today we visited Grandpa's _____ .
 Grandpa grows peas and _____ in the
 _____. His _____ lives
 in a big, red _____ .
 A small, green _____ lives there, too.
 We chased it across the _____ .



There was a _____ in the evening.
 It rained and the sky was _____ .
 We played _____ and listened to
 _____ in the house. Grandpa made
 _____ .



Conversation Time

A. Fill in the blanks.

car	cute	Quick	What	windows	is	going
what	worry	won't	monkey	scary	Look	not

- Dad! Guess _____!
- _____?
- There's a _____ on the _____!
- _____! Shut the _____!
- _____! There it _____.
- Oh, it's _____.
- It's _____ cute. It's _____.
- Don't _____. It _____ hurt you.
- Aw! It's _____ away.



B. Look and write.

1. mouse / jump / bed



 Guess _____!  _____

 There's _____

 Quick! Jump _____

2. lizard / shut / door



 _____  _____

 _____

 _____

Word Time

A. Unscramble, write, and circle.

1. aceehht  

2. aeffgir  

3. aceehimnpz  

4. eirrttu  

5. aeehlnt  

6. aekns  

B. Look and write.

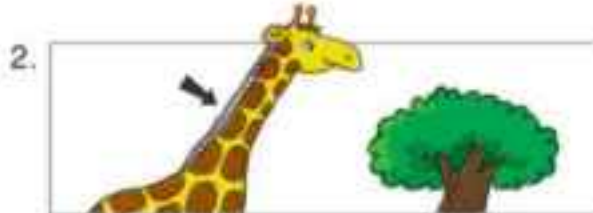


She's _____

C. Look and write.



The chimpanzee is short.











Practice Time

A. Circle and write.

1.  Which one is the / tallest / shortest / **fattest** ?
The snake is the fattest .

2.  Which one is the / thinnest / tallest / shortest?
The _____ is the _____ .

3.  Which one is the / thinnest / shortest / fattest?
The _____ is the _____ .

4.  Which one is the / slowest / fattest / tallest?
The _____ is the _____ .

B. Write the questions and answers.

1. tall



Which one _____ ?

The _____ .

2. short



3. fat



4. thin



Phonics Time

A. Does it have ou or ow? Look and write.



t _____ n



c _____



m _____ se



cl _____ d



sh _____ t



g _____ n



h _____ se



m _____ th

B. Fill in the blanks. Use some words twice.



1. The mouse is climbing the _____.
2. The man is _____. His _____ is open.
3. There are five _____.
4. The _____ are eating the grass.
5. There are two _____ in the sky.
6. There is a little _____ on the _____.



Conversation Time

Fill in the blanks.



We won!

Yeah, it was.

We'll see.

And this time, we'll win.

I missed it!

It was close.

Congratulations.

Do you want to play again?

1.



Oh, no! _____

2.



_____ We won!

3.



4.



Nice game. _____

5.



6.



7.



Sure. _____

8.



Word Time

A. Look and read. Then write.

Sunday	Monday	Tuesday	Wednesday	Thursday	Friday	Saturday
play ping-pong with Mona	go sailing with Reem	in-line skate and listen to music with Maged	play volleyball with Mona	go horse-back riding with Samy	go fishing with Dad	snorkel with Maged and Kim

1. Kareem will _____ with Maged and Kim on Saturday.
2. Kareem will _____ with Mona on Sunday.
3. Kareem will _____ with Samy _____.
4. Kareem will _____ with Mona _____.
5. Kareem will _____ on Friday.
6. Kareem will _____ on Tuesday.

B. Look and write.

1.



He's going sailing. _____

2.



3.



4.



5.



6.



Practice Time

A. Choose the correct answer from a, b, c or d:

1-.....do you like to do?

- a- Where b- When c- What d- Whose

2-I.....horseback riding.

- a- likes b- like c- sing d- sings

3-She likes playing.....


- a- ping-pong b- sailing c- fishing d- snorkelling


4-The dog stood on one.....


- a- nose b- face c-ear d- foot

B. Look, write and punctuate.



1.  What does she like to do?

2.  What does he like to do?

3.  _____

4.  _____

Phonics Time

A. Which word has a different oo sound? Read and circle.

- | | | | | | | | | | |
|----|------------------------|----|----------------------|----|---------------------------|----|------------------------|----|-----------------------|
| 1. | noodle
moon
wood | 2. | book
took
moon | 3. | good
rooster
cookie | 4. | foot
school
wood | 5. | broom
moon
took |
|----|------------------------|----|----------------------|----|---------------------------|----|------------------------|----|-----------------------|

B. Read and match.

1. The dog cooked some noodles. •



2. The poodle and the rooster looked at the moon. •



3. The moose stood on one foot. •



4. She sat on the wood and read a book. •



C. Look at B and write the oo words in the correct category.

cookie

broom



Conversation Time

A. Fill in the blanks.

Wow! What a nice kite!

Thanks. _____

2 _____

No, it's true. I made it.

3 _____

No, it was easy. _____

4 _____

Great. _____

5 _____

6 _____ Let's get some.

You're kidding!
Paper and string.
I made it by myself.

What do we need?
Was it hard?
I'll show you.

B. Read and match.

1. Was it easy?

No, it was hard.

2. What a cool kite!

Yeah, Sara made it.

3. What do we need?

Tape, paper, and crayons.



Word Time

A. Look. Then number the words.



_____ cycle _____ read a comic book _____ collect stickers _____ sing
 _____ paint _____ take a nap _____ make a video _____ build a model

B. What will they do in the summer? Look and write.



1. He'll collect stickers. _____

2. She'll _____

3. _____

4. _____

5. _____

6. _____

7. _____

8. _____

Practice Time

A. Read and write. Then number the pictures.

1. I like cycling, but I don't like collecting stickers.
2. likes making videos, but doesn't like building models.
3. like painting, but don't like taking naps.
4. likes singing, but doesn't like reading comic books.



B. Look and write



1.  She likes _____, but _____.
She doesn't _____.

2.  _____

3.  _____

4.  _____

Phonics Time

A. Does it have er, ir, or ur ? Circle and write.



er ur ir
b__d



ur er ir
c__ry



ir ur er
dess__t



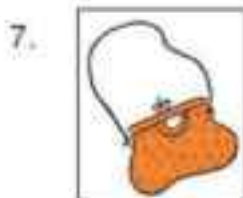
ur ir er
g__l



ir er ur
d__ty



er ir ur
n__se



ir ur er
p__se



ur er ir
sh__t

B. Fill in the blanks.

thirteen

shirt

dirty

thirsty

hurts

dessert

curry

bird

girl

purse

1. It can fly. It's small. It's a _____.
2. _____ is my favourite food. I eat it with rice.
3. Chocolate cake is my favourite _____.
4. Kareem is a boy. Mona is a _____.
5. My keys and my wallet are in my _____.
6. The kitchen is _____. Let's clean up.
7. I want iced tea. I'm _____.
8. Ouch! My foot _____!
9. Ten and three is _____.
10. Fady bought jeans and a _____.



Conversation Tim

A. Fill in the blanks. Use some words twice.

Can	No	We	hurry	thirsty	buy	show
Yeah	a	planets	the	snack	We	great
Wow	I'm	catch	stars	bus	gift	time

- _____ ! Did you see all the _____ and _____ ?
- _____ ! That was a _____ .
- Miss Nadia, can we go to the _____ bar?
- _____ we go to the _____ shop?
- _____ , kids. _____ don't have _____ .
- Aw! But I want to _____ a _____ for my dad.
- And _____ .
- Please, Miss Nadia. We'll _____ .
- Sorry, kids. _____ have to _____ the _____ .

B. Look, write and punctuate.

bookstore / buy a book



Can _____
_____ ?



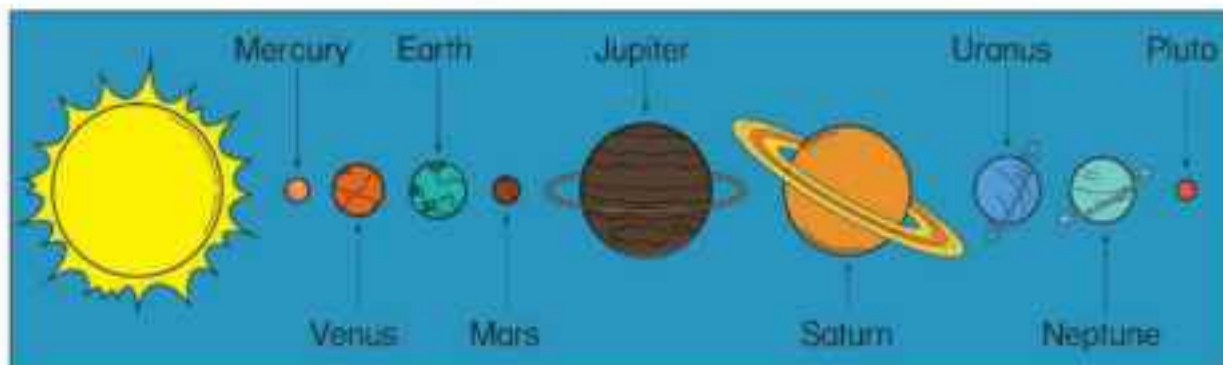
No, Kareem. We _____



Aw _____

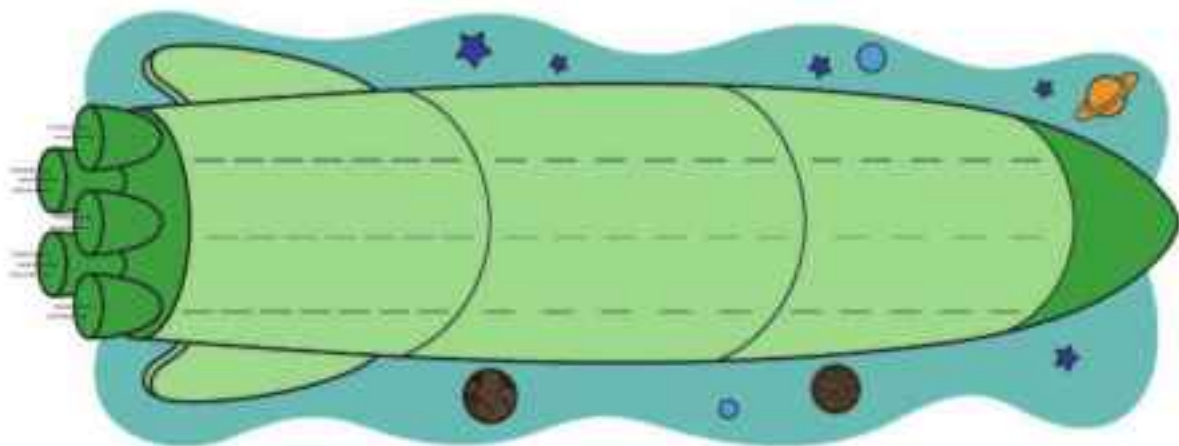
Word Time

A. Which planet is it? Read and write.



1. It's next to Mercury. It's smaller than Earth. It's Venus.
2. It's next to Saturn, but it isn't Jupiter. It's
3. It's next to the smallest planet. It's smaller than Jupiter. _____
4. It's the smallest planet. _____
5. It's next to Venus. It's smaller than Venus. _____
6. It's next to Mars, It's smaller than Venus. _____
7. It's our planet. We live here. _____
8. It's next to Jupiter, but it isn't next to Uranus. _____
9. It isn't next to Pluto, but it's next to Uranus. _____

B. Write the names of the planets.



Practice Time

A. Number the sentences.



_____ She wants to see Pluto.
Let her look.

_____ I want to see Neptune.
Let me look.

_____ He wants to see Saturn.
Let him look.

_____ They want to see Venus.
Let them look.

B. Read and write.

1. she → her 2. I → 3. we → 4. they → 5. he →

C. Fill in the gaps using words in the box.

him - me - them - us - her

1- I want to see Pluto. Letlook.

2- She wants to see Venus. Let look.

3- He wants to see Mercury. Let.....look.

4- They want to see Jupiter. Let.....look.

5-We want to see Mars. Let.....look.

Phonics Time

A. Does it have **ai** or **oy**? Write and match.

1. R___ is a b___. J___ ce is a girl. ●



2. R___ p___ nted at the ___ sters in the f___ l. ●



3. R___ b___ led some ___ sters. ●



4. J___ ce br___ ied some ___ sters. ●



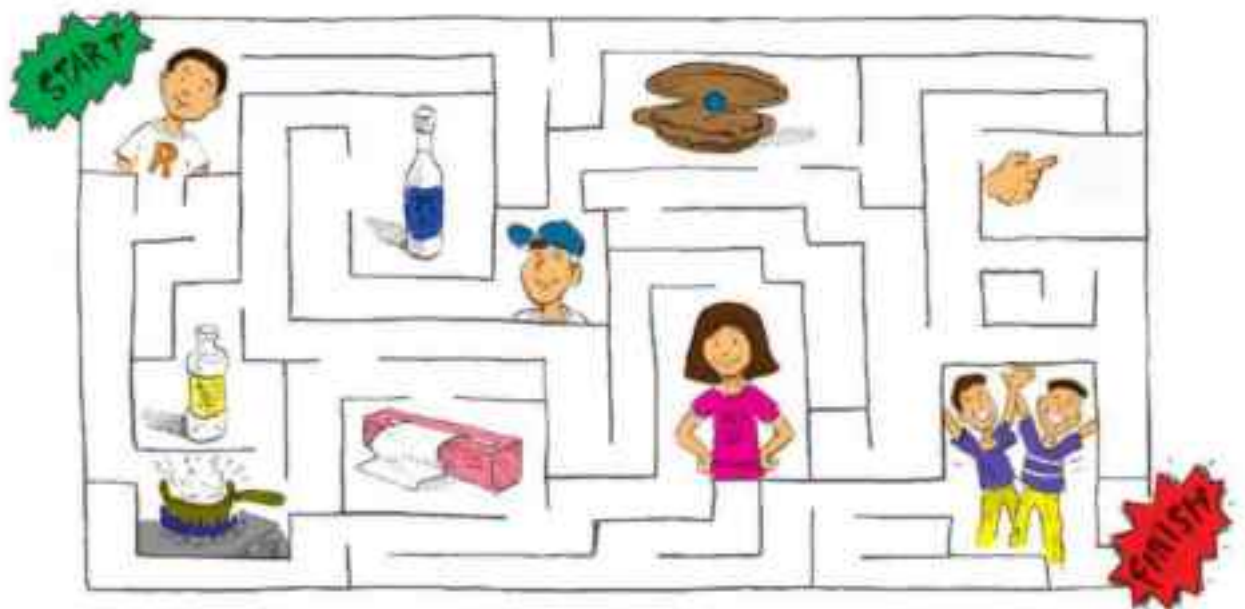
5. J___ ce wanted s___ sauce and R___ wanted ___ l. ●



6. They ate the ___ sters and jumped for j___. ●



B. Follow the **oy** words.





Conversation Time

A. Fill in the blanks. Then number the sentences.

together play practice have playing music singer idea That's enough well do

You _____ very well.

Sure you _____.
You're a good _____.

But I don't practise _____.

Well, _____ makes you perfect.

_____ a great idea. Thanks.

Thanks. I love _____.

I don't sing very _____.

I _____ an _____.
Let's practise _____.



B. Look and write.



You paint _____.



Thanks. I _____.



I don't _____.



Sure _____ . You're a _____.

Word Time

A. Read and match.

1. musician

3. computer
programmer

5. artist

2. nurse


4. engineer



B. Read and write.




Today is Sunday. What are they going to do on Monday?

1.  She's a musician. She's going to _____

2.  He's a vet. _____

3.  They're engineers. _____

4.  He's a computer programmer. _____

5.  They're artists. _____

6.  She's a nurse. _____

Practice Time

A. Read and write.



1. Why does she want to be _____?
Because she likes _____.
2. Why does he want to be _____?

3. Why do they want to be _____?

4. Why does he want to be _____?

5. Why does she want to be _____?

6. Why does she want to be _____?

B. Your turn. Read and write.



Why do you want to be a _____?

Because _____

Phonics Time

A. Read and write. Use some letters twice.

ar au er or ow ou oi ur ir oo

1.



P____ I and Patty went shopping.

P____ I bought a sh____t. Patty

bought a p____se. The cl____k was very happy!

2.



Emad c____ked lunch today. He

b____led some instant n____dles.

"Yum!" said Dalia. But there was a

c____n in the n____dles and a

mark____ in the salad!

3.



Samir went to the p____k. He ate d____t

with a f____k and got very d____ty. He

saw a d____k cl____d and thought, "I can

take a sh____er in the rain!"

B. Do they both have the same vowel sound? Look and put ✓ or X.

1.



2.



3.



4.



Revision Unit 7

A. Listen and circle ✓ or X.



✓ X



✓ X



✓ X

B. Does it have **ar** or **or** or? Listen and write.

1. p__t 2. f__k 3. f__m 4. h__n 5. c__

C. Complete the puzzle.

→ Across

1.



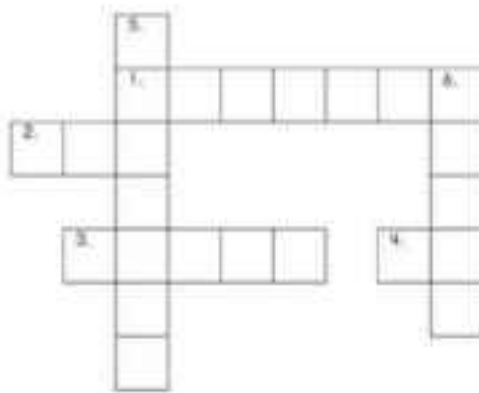
2.



3.



4.



Down ↓

5.



6.



D. Rearrange the following words to make correct sentences :

1.



shark / the / faster / crab / The / . / than / is

2.



than / is / whale / dolphin / the / The / smaller / .

Revision Unit 8

A. Listen and match. Then write.

- | | | |
|----|---|-----------------------------------|
| 1. | • | • What? |
| 2. | • | • Look! There _____ is. |
| 3. | • | • Quick! _____ the window. |
| 4. | • | • It's not _____. It's scary. |
| 5. | • | • Don't worry. It _____ hurt you. |
| 6. | • | • Oh, _____ cute. |
| 7. | • | • Dad! Guess what! |
| 8. | • | • _____ a monkey on the car! |
| 9. | • | • Aw! It's _____ away. |

B. Which picture has a different vowel sound? Listen and circle.

1.	2.
3.	4.

C. Unscramble, write, and match.

- | | | |
|-----------------|--|--------------------|
| 1. aenks _____ | | • 2. rfegaif _____ |
| 3. eutrit _____ | | • 4. aecthhe _____ |

D. Read, look, and write.


1. Soha is tall. Kim is taller than Soha. Ola is the tallest.



2. Tom is the fattest. John is fatter than Don.




Revision Unit 9

A.  Listen. Then write the sentences in the correct order.

Do you want to play again?

Sure. And this time we'll win.

B.  Do they both have the same oo sound? Listen and circle ✓ or X.

1. ✓ X 2. ✓ X 3. ✓ X 4. ✓ X 5. ✓ Y

C. Choose the correct answer.

1. The crab is

slow
slower

 than the shark.
2. I

like
likes

 snorkelling,

and
but

 I

don't
doesn't

 like painting.
3. They

does
went

 on a ride. They

didn't
doesn't

 have lunch.
4. What

do
does

 she like to do? She

like
likes

 to go sailing.
5. I

want
wants

 to see Mars. Let

them
me

 look.
6. Why

do
does

 he want to be an artist? Because he

like
likes

 drawing.

Revision Unit 10

A. Listen and match.

- | | |
|--|---|
| <ol style="list-style-type: none"> 1. • Wow! What 2. • Thanks. I 3. • You're 4. • No, it's 5. • Was 6. • No, it was 7. • Great. What do 8. • Paper and | <ul style="list-style-type: none"> • Kidding! • easy, I'll show you. • string. • a nice kite! • we need? • made it by myself. • true. I made it. • it hard? |
|--|---|

B. Does it have er, ir, or ur? Listen and write.

1. _____ 2. _____ 3. _____ 4. _____ 5. _____ 6. _____

C. Look and write.

- | | | | |
|-------|-------|-------|-------|
| 1. | 2. | 3. | 4. |
| _____ | _____ | _____ | _____ |

D. Look and write.

	make videos	build models	collect stickers

1. He likes _____, but _____

2. _____

3. _____

Revision Unit 11

A. Listen and write.



1. Wow! _____ you see _____ the planets and stars?
2. Yeah! That _____ a great show.
3. Can we go to the _____ bar?
4. _____ we go to the gift shop?
5. No, kids. We don't have _____.
6. Aw. But I _____ to buy a gift for my dad.
7. Aw. But I'm _____.
8. _____, Miss Nadia. We'll hurry.
9. Sorry, kids. We have to _____ the bus.

B. Listen and match.

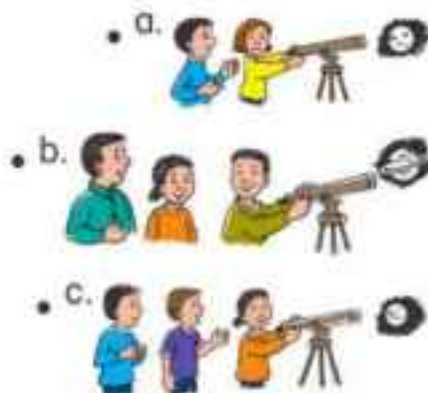
- | | | | | | |
|-----|-------|--------|-----|------|-------|
| 1. | 2. | 3. | 4. | 5. | 6. |
| • | • | • | • | • | • |
| • | • | • | • | • | • |
| toy | spoil | oyster | soy | coin | point |

C. Unscramble and write.


- | | |
|----------------|-----------------|
| 1. arMs _____ | 2. nuarUs _____ |
| 3. otuPl _____ | 4. arEth _____ |

D. Read and match.

1. She wants to see Jupiter. Let her look. •
2. We want to see Venus. Let us look. •
3. I want to see Mercury. Let me look. •



Revision Unit 12

A.  Listen and number the pictures.



B.  Listen and circle the sound you hear.

1. ar or 2. ir er 3. aw al 4. ou ow 5. ai oy

C. Look and circle.



build things
people



program violins
computers



play the animals
the violin



take care of people
of things

D. Look and write.



Why does he want to be a computer programmer?



_____ she _____?



_____ she _____.

Sample Test 1

A-Listening

1- Listen and circle:

1-barn	2-wood	3-point
farm	moon	boy

2- Listen and complete:

Father: Which one do you want?

Daughter: Oh! I don't know. They are all..... (1).....

Father: Please, CAN you (2)..... up your mind?

Daughter: sure.

Father: Where is the..... (3).....?

Daughter: He is..... (4)..... there.

B-Reading

3- Circle the odd one and replace it with a correct one:

					Answer
1	kite	lemonade	oil	water	
2	musician	father	engineer	vet	
3	build	draw	programmer	boil	
4	tigers	trees	animals	cats	
5	ice cream	cake	water	curry	

4- Fill in the gaps using words in the box:

doctor - thirsty - vet - painter - hungry

In the future, I'd like to be a painter. A (1)..... can draw and paint nice pictures. My brother wants to be a (2)..... He is kind to animals. He offers them food and drink when they are (3)..... or (4)..... My sister would like to be a computer programmer.

5- Read the passage and answer the questions

Mr. Magdy, his wife and the kids were at the Safari Park. Kareem saw the giraffe. It is very tall. Hoda loved the elephant and gave it potatoes. They all laughed at the monkeys. Monkeys ate bananas. The animals were happy. The kids were kind to the small animals.

A- Fill in the blank boxes with (True) or (False):

		True	False
1-	Mr. Magdy was at the zoo.		
2-	Kareem saw the elephant.		
3-	The giraffe is very tall.		

B-Answer the following questions:



- 4- What did Hoda love?
- 5- What did the monkeys eat?

C-Writing

6-Rearrange the following words to make correct sentences:

- 1- turtles – had – He – day – one.
.....
- 2- She - snorkel – to – likes.
.....
- 3- one - Which – tallest – is – the?
.....
- 4- you – What - do – like?
.....

7-Write the question and the answer:

8-Look and write a paragraph of FOUR sentences:

Use the following guiding words,



planetarium – planets – far - again

.....
.....
.....
.....

9-Punctuate the following:

- 1- ahmed and mary can see saturn
.....
- 2- did you see heba s book
.....

Sample Test 2

A-Listening

1- Listen and circle

1-chair	2-house	3-school
share	town	took

2- Listen and complete:

Alaa: Do you want to visit the museum?

Khaled: That's a great..... (1)..... I enjoy it.

Alaa: When do you like to..... (2).....?

Khaled: Next..... (3).....

Khaled: Are you (4).....on that day?

Alaa: Yes, sure.

B-Reading

3- Circle the odd one and replace it with a correct one:

					Answer
1	owl	elephant	kangaroo	giraffe	
2	clown	clerk	sister	vet	
3	whale	turtle	eel	crab	
4	monkey	shop	cashier	gift	
5	aquarium	seashore	planetarium	gown	

4- Fill in the gaps using words in the box:

hobby – plant – clean – models - cycling

Kareem, Hany and Ahmed are at school. They talk about their favourite hobbies.

Kareem likes to(1).... trees and flowers. Hany likes building(2).....

Ahmed's(3).....is different. He likes to keep his class, home and garden

.....(4).....and tidy.

5- Read the passage and answer the questions:

Mona and Hana are on a field trip to the aquarium. There are lots of different kinds of marine animals. Here's a whale, over there is a dolphin, and there's a shark near the eel. This fish is fast, but this one is slow. This is an octopus, and this is a crab. The crab is smaller than the octopus.

A- Fill in the blank boxes with (True) or (False):

		True	False
1-	Mona and Hana saw the lion.		
2-	The shark is near the eel.		
3-	They saw many sea animals		

Sample test 2

B-Answer the following questions:

- 4- Where did Mona and Hana go?
- 5- Why did they go there?

C-Writing

6-Rearrange the following words to make correct sentences:

1- singing –doesn't – like – She

2- models – likes– An engineer

3- she - Does – drawing – like?

4- the musician – What - did– do?

7-Write the question and the answer:

8-Look and write a paragraph of FOUR sentences:

Use the following guiding words.



fishing – on Saturdays – a big fish - eat

.....

.....

.....

.....

.....

9-Punctuate the following:

1- this is alaa and eman

.....

2- where is hoda s violin

.....

Sample Test 3

A-Listening

1- Listen and circle:

1-cook	2-cow	3-bird
spoon	call	bread

2- Listen and complete:

Soha : Where is the monkey?

Heba: It's on the..... (1).....

Soha : Is it..... (2).....?

Heba : Don't worry. It won't..... (3).....you.

Soha : Is that a (4).....?

Heba : Yes, it is.

B-Reading

3- Circle the odd one and replace it with a correct one:

					Answer
1	Mercury	Earth	school	Venus	
2	fishing	sleeping	snorkelling	playing	
3	singer	paper	violin	musician	
4	football	hockey	basketball	wood	
5	elephant	giraffe	chimpanzee	whale	

4- Choose the correct answer from a, b, c or d:

1-The.....takes care of people.

a- vet b- engineer c- nurse d- artist

2- We need string andto make a kite.

a- paper b- violin c- moon d- house

3- The crab isthan the whale.

a- slower b- faster c- bigger d- taller

4- I want to see the moon. Let.....look.

a- him b- me c- us d- them

5- Read the passage and answer the questions:

Last week, we went to the seashore. Mr. Mohamed enjoyed snorkelling. Ahmed and Sara caught a big fish. Mona and Mary played volleyball. Kareem went horseback riding. Habiba was happy. She helped us by preparing sandwiches.

A- Fill in the blank boxes with (True) or (False):

		True	False
1-	Mr. Mohamed enjoyed the horse.		
2-	Sara caught a big fish alone.		
3-	Mary and Mona played volleyball.		

B-Answer the following questions:

4- What did Kareem do?

5- How did Habiba help?

C-Writing

6-Rearrange the following words to make correct sentences:



1- is - That - kite - a cool.

2- play - very - well- You.

3- he - Why - this - want - does?

4- they - have - Did- lunch?

7-Write the question and the answer:

8-Look and write a paragraph of FOUR sentences:

Use the following guiding words.

zoo - animals - tall - enjoyed



9-Punctuate the following:

1- we study english on thursday

2- where is kareem s school



Book size	:	20 × 28
Number of pages	:	80
Weight of paper sheet	:	70 gm
Weight of cover sheet	:	180 gm
Print colour	:	4 colours
Registration No.	:	