



Arab Republic of Egypt
Ministry of Education
& Technical Education
Central Administration
of Book Affairs



TIME FOR ENGLISH

STUDENT'S BOOK

PRIMARY THREE

Second Term

Susan Rivers

Setsuko Toyama

Adaptation for Egypt

Nadia Toubia

Sahar Rizk

غير مصرح بتداول هذا الكتاب خارج وزارة التربية والتعليم والتعليم الفني

2018 - 2019

ISBN: 978 - 977 - 09 - 2802 - 8

Deposit No.: 5472 /2010

All Rights reserved. No unauthorized photocopying.

This edition of *Time for English 3* originally published as *English Time 2* in 2007.

This edition is published by arrangement with Oxford University Press.

This edition licensed for sale in Egypt only.

Printed in Egypt

Adaptation for Egypt: Nadia Touba, Deena Boraie, Sahar Rizk

Musical arrangements and chant music: William Hirtz

Illustrations: Bill Colrus, Steven Cox, Patrick Girouard, Rusty Fletcher, Anne Kennedy,
Rita Lascaro, Margeaux Lucas, Fran Newman, Cary Pillow, Dana Regan, Zina Saunders,
Jeff Shelley, Maggie Swanson, Jim Talbot, Amy Wummer, Khalid Abd El Aziz, Hany Saleh

“Sokkara’s World” by Hany Saleh

Original characters developed by Amy Wummer

Cover Illustration: Khalid Abd El Aziz

Cover Design: Hany Saleh

Table of Contents

	Page
Syllabus	i
Unit 7: In the Department Store	1
Unit 8 : In a Messy Classroom	9
Unit 9 : In the Shop	17
Review 1	25
Unit 10 : At the Clinic	29
Unit 11 : At Home with Kareem	37
Unit 12 : On a Picnic	45
Review 2	53
Songs and Chants	61
My Picture Dictionary	64
Checklists 1&2	66
Word List	68
Tests	69

Syllabus

UNIT	TOPIC	LISTENING / SPEAKING	READING / WRITING	PHONICS	GRAMMAR
7	In the Department Store	ask about & identify colours talk about favourites express likes ask about objects identify speakers in a conversation	write short sentences read short sentences vocabulary: clothing	identify sound of long o associate sound of letters with written form	What are these / those? They're ...
8	In a Messy Classroom	state a problem suggest a solution ask about location specify location identify speakers in a conversation	write short sentences read short sentences vocabulary: classroom objects	identify sound of long u associate sound of letters with written form	Where's / are ...? It's / They're in / on / under / next to...
9	In the Shop	ask about a problem describe a problem express indecision describe possession identify speakers in a conversation	write short sentences read short sentences vocabulary: food	distinguish between short a and long a associate sound of letters with written form	I have / don't have ...
Review 1		participate in a conversation identify meaning of a conversation	recognise and produce words (vocabulary)		
10	At the Clinic	express ownership apologize accept apologies express physical states identify speakers in a conversation	write short sentences read short sentences vocabulary: ailments	distinguish between short e and long e associate sound of letters with written form	He / She has / doesn't have ...
11	At Home with Kareem	ask & give permission ask about possession express possession identify speakers in a conversation	write short sentences read short sentences vocabulary: art supplies	distinguish between short i and long i associate sound of letters with written form	Does he / she have...? Yes / No ...
12	On a Picnic	request ask for clarification describe likes / dislikes of others identify speakers in a conversation	write short sentences read short sentences vocabulary: food	distinguish between short o and long o associate sound of letters with written form	He / She likes / doesn't like ...
Review 2		participate in a conversation identify meaning of a conversation	recognise and produce words (vocabulary)		



In the Department Store

Conversation Time

A. Listen and repeat.

B. Listen and find the speakers.

C. Role-play the conversation with a partner.

 What colour is it?

 It's blue. Blue is my favourite colour.

 Blue is nice, but I like red.




D. Review. Listen and repeat.

Where are you from?

I'm from France.



Word Time

A.  Listen and repeat.

1.  shoes


2.  socks

3.  shirts


4.  skirts

5.  jeans

6.  shorts

B.  Listen and write the letter.

C. Point and say the words.

D.  Listen and point.

E. Write the words.

(See pages 64–65.)




Practice Time

A.  Listen and repeat.

What are | these?
 | those?

They're | shoes.

They're = They are

B.  Listen and repeat. Then practise with a partner.

1. What are these ?
They're socks.



2. What are those ?
They're skirts.



3. What are those ?
They're shorts.



4. What are these ?
They're shoes.



5. What are those ?
They're jeans.



6. What are these ?
They're shirts.



C. Look at page 2. Point to the picture and practise with a partner.

D.  Listen and sing along. (See "What Are These?" on page 61.)

Phonics Time

A.  Listen and repeat.


long o			
	boat	snow	home
			
	coat	window	note

B.  Does it have long o? Listen and put ✓ or X.

1.	2.	3.	4.	5.
				
<input type="checkbox"/>	<input type="checkbox"/>	<input type="checkbox"/>	<input type="checkbox"/>	<input type="checkbox"/>

C. Read the words.

1.	2.	3.	4.
road toad	low row	hole role	bone tone


D.  Look at C. Listen and point.

E.  Listen and circle.

1. ripe rope 2. lake like 3. need night 4. name nine



Conversation Time



A. Circle and write.

1. _____ colour is it?
What Where What's

2. _____ black.
It Its It's

3. _____ Black is my favourite _____
carrot colour crayon

4. _____ Black is _____, but I like blue.
not nine nice

B. Colour and write.

1. _____ What colour is it?
_____ It's _____

2. _____

3. _____

4. _____

Word Time



socks



jeans



shoes



shirts



skirts




shorts

A. Look and circle.



B. Read and write.





1. How many socks?

2. How many shirts?

3. How many shoes?

4. How many skirts?


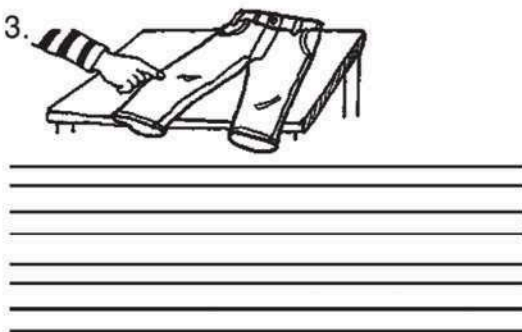


Practice Time



A. Look and circle.



B. Look and write.



Phonics Time



coat



snow



note



boat




window



home


A. Match and write.



b _ _ t



h _ m _

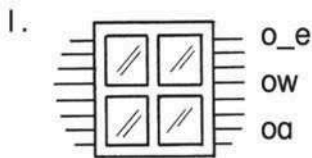


c _ _ t




wind _ _

B. Circle and write.













C. Circle and count the long o words.

boat note slow green name
window home kite coat
goat snow yellow nine

How many long o words?



In a Messy Classroom

Conversation Time

A. Listen and repeat.



Oh, no! What a mess!



Yeah, you're right.





Let's clean up.



Okay. Let's get the broom.

B. Listen and find the speakers.

C. Role-play the conversation with a partner.



D. Review. Listen and repeat.

What time is it?

It's two o'clock.



Word Time

A.  Listen and repeat.

1.  computer

2.  shelf

3.  cupboard

4.  table

5.  desk

6.  chair


B.  Listen and write the letter.

C. Point and say the words.

D.  Listen and point.

E. Write the words.

(See pages 64–65.)



Practice Time

A.  Listen and repeat.


Where's the book?
Where are the books?

Where's = Where is

It's	in	the cupboard.
They're	on	
	under	
	next to	

It's = It is

They're = They are

B.  Listen and repeat. Then practise with a partner.

1. Where's the guitar?
It's on the table.



2. Where are the bananas?
They're under the chair.



3. Where are the books?
They're under the shelf.



4. Where's the basketball?
It's next to the desk.




5. Where's the kite?
It's in the cupboard.



6. Where are the birds?
They're on the computer.




C. Look at page 10. Point to the picture and practise with a partner.


D.  Listen and sing along. (See "Where's the Pen?" on page 61.)

Phonics Time


A.  Listen and repeat.




long u




blue




glue




true



flute




June



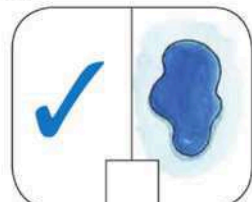
tube

B.  Do they both have **long u**? Listen and put ✓ or X.

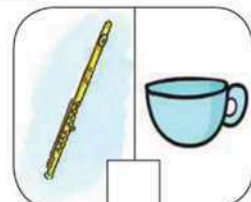
1.




2.



3.



4.



C. Read the words.

1.

clue
true

2.

blue
glue

3.

dune
tune

4.

cute
lute

D.  Look at **C.** Listen and point.

E.  Listen and circle.

1.

boat
cake
tight

2.

row
sea
tube

3.

home
day
seed

4.

lake
bike
June

5.

mail
mine
note



Conversation Time

Oh, no! What a mess!

Let's clean up.



Yeah, you're right.

Okay. Let's get the broom.

A. Read and Match A with B:

A	B
1- What	a- clean up.
2- Let's	b- in the cupboard.
3- You	c- are right.
	d- a mess!

B. Complete the conversation.

A. $\frac{O}{1} \frac{h}{2} \frac{.}{3} \frac{n}{4} \frac{o}{5} \frac{!}{6} \quad \frac{7}{7} \frac{8}{8} \frac{9}{9} \frac{10}{10} \quad \frac{11}{11} \quad \frac{m}{12} \frac{e}{13} \frac{s}{14} \frac{s}{15} \frac{!}{16}$

B. $\frac{1}{1} \frac{2}{2} \frac{3}{3} \frac{4}{4} \frac{5}{5} \quad \frac{y}{6} \frac{o}{7} \frac{u}{8} \frac{,}{9} \frac{r}{10} \frac{e}{11} \quad \frac{12}{12} \frac{13}{13} \frac{14}{14} \frac{15}{15} \frac{16}{16} \frac{17}{17}$

C. $\frac{L}{1} \frac{e}{2} \frac{t}{3} \frac{'s}{4} \frac{5}{5} \quad \frac{6}{6} \frac{7}{7} \frac{8}{8} \frac{9}{9} \frac{10}{10} \quad \frac{11}{11} \frac{12}{12} \frac{13}{13}$

D. $\frac{1}{1} \frac{2}{2} \frac{3}{3} \frac{4}{4} \frac{5}{5} \quad \frac{6}{6} \frac{7}{7} \frac{8}{8} \frac{9}{9} \frac{10}{10} \quad \frac{g}{11} \frac{e}{12} \frac{t}{13} \quad \frac{14}{14} \frac{15}{15} \frac{16}{16} \quad \frac{17}{17} \frac{18}{18} \frac{19}{19} \frac{20}{20} \frac{21}{21} \frac{22}{22}$

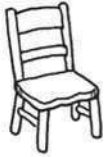
Solve the puzzle.

I
B13 C7 B13 D2 A13

E
C9 A4 B14 C7 B13 C5 A8

T
B14 B13 D21 B11 C13

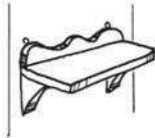
Word Time



chair



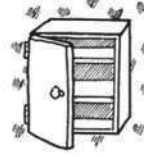
table



shelf



computer

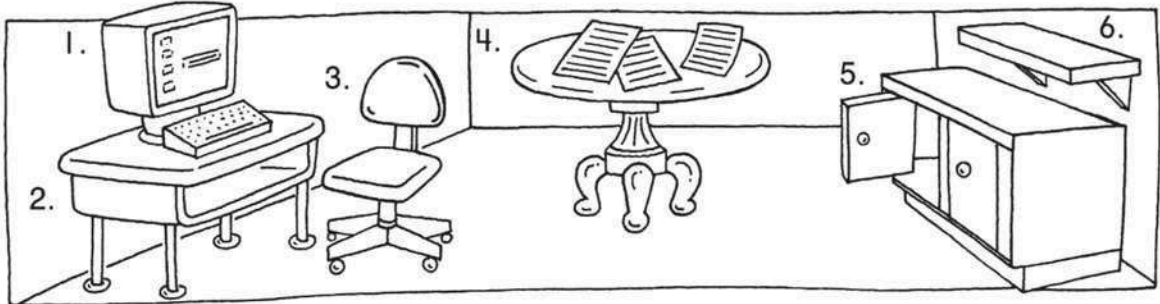


cupboard



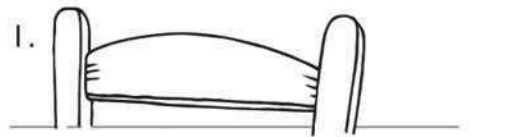
desk

A. Look and circle.




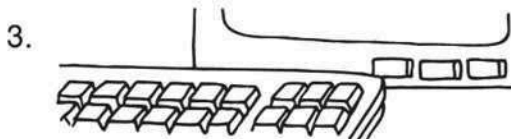
1. computer shelf cupboard	2. table chair desk	3. cupboard computer chair	4. shelf desk table	5. cupboard computer chair	6. table desk shelf
-------------------------------------	------------------------------	-------------------------------------	------------------------------	-------------------------------------	------------------------------


B. Look and write.

1. 

It's a _____

2. 

3. 

4. 

Practice Time

Where's the computer?



Where are the books?

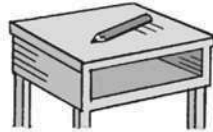


A. Look and circle.

1. Where's the pencil?

It's under the desk.

It's on the desk.



2. Where are the bananas?

They're in the table.

They're on the table.



3. Where's the shelf?

It's next to the computer.

It's on the computer.



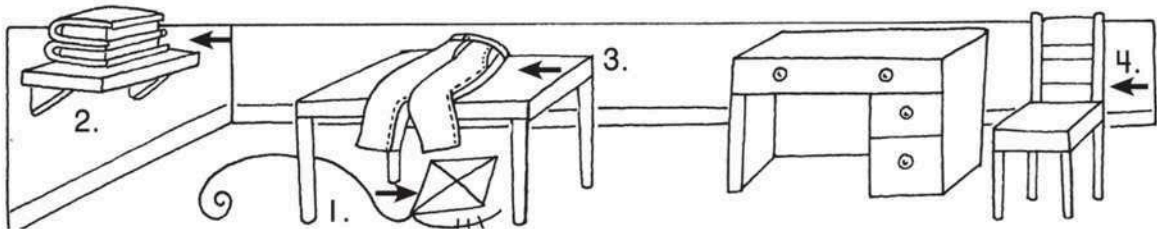
4. Where are the books?

They're on the chair.

They're under the chair.



B. Look and write.



1. Where's the kite?

2. _____

Phonics Time



true



flute



glue



June



blue



tube

A. Match and write.

1.



2.



3.



4.



1.

bl _ _

2.

fl _ t _

3.

tr _ _

4.


J _ n _

B. Does it have long u ? Put ✓ or X .


1.



2.



3.



4.



C. Read and match.

1.

sleep



2.

coat



3.

cake



4.

glue



5.

bike



long a



long e



long i



long o



long u





In the Shop

Conversation Time

A. Listen and repeat.

B. Listen and find the speakers.

C. Role-play the conversation with a partner.



Uh-oh!



What's wrong?



We're late. Please hurry!



Oh...I can't decide.



D. Review. Listen and repeat.




What colour is it ?

It's brown.



Word Time

A.  Listen and repeat.

1.  candy


2.  juice

3.  water

4.  ice cream

5.  popcorn

6.  chips

B.  Listen and write the letter.


C. Point and say the words.

D.  Listen and point.

E. Write the words.
(See pages 64–65.)




Practice Time

A.  Listen and repeat.

I		have		candy.
You				
We				
They				

I		don't have		juice.
You				
We				
They				

don't = do not

B.  Listen and repeat. Then practise with a partner.

1. You have popcorn.
You don't have chips.



2. You have ice cream.
You don't have candy.



3. We have juice.
We don't have water.



4. They have candy.
They don't have popcorn.



5. I have water.
I don't have ice cream.



6. They have chips.
They don't have juice.



C. Look at page 18. Point to the picture and practise with a partner.

D.  Listen and sing along. (See "We Have Candy" on page 62.)

Phonics Time

A.  Listen and repeat.

short a



cap



man



sad

long a




day



game



pain

B.  Does it have **short a** or **long a**? Listen and circle.

1.



short a
long a

2.



short a
long a

3.



short a
long a

4.



short a
long a

5.



short a
long a

C. Read the words.

1.

back
bake
lack
lake

2.

man
main
can
cane

3.

pan
pain
ran
rain

4.

tap
tape
mad
made

D.  Look at **C.** Listen and point.

E.  Listen and circle.

1. man main

2. mad made

3. map May

4. mat mate



Conversation Time



A. Read and Match A with B:

A	B
1- What's	a- Monday.
2- We're	b- decide.
3- I can't	c- hurry!
4- Please	d- wrong?
	e- late.

B. Unscramble and write.

1. hu - hO!

2. shatW' rowgn?

3. re' We teal. elaspe yhurr!

4. hO... I tac'n ceedid.

Word Time



juice



water



chips



popcorn



candy



ice cream

A. Look and circle.

1.



candy
chips
juice

2.





water
popcorn
ice cream

3.



popcorn
chips
water

B. Read and write.



1. Where's the _____ ?

2. _____

It's on the table.

It's under the table.

3. _____

4. _____

It's in the cupboard.

It's next to the computer.

C. Your turn. Draw and write.

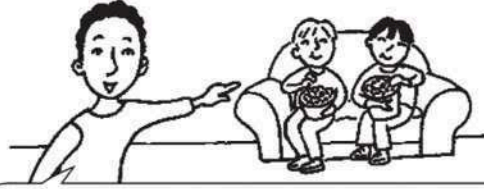


I like _____

I don't like _____

Practice Time

I have candy. I don't have popcorn.



They have popcorn. They don't have candy.

A. Look and match.

1.



2.



3.



You have ice cream.
You don't have popcorn.

They have chips.
They don't have candy.

We have water.
We don't have juice.

B. Look and write.

1.



2.



3.



Phonics Time




man



sad



hat



game

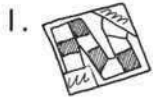


day




pain


A. Which picture has short a ? Circle and write.




2.



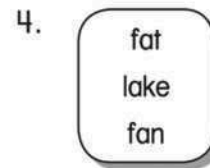
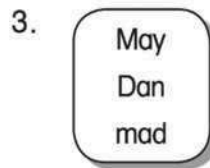
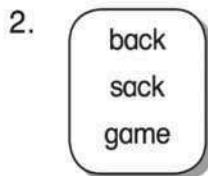
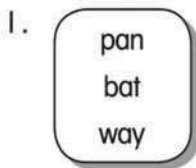
3.



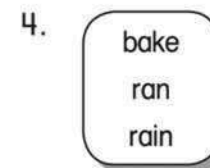
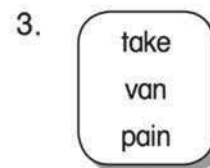
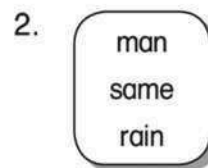
B. Which picture has long a ? Circle and write.



C. Circle the short a words.



D. Circle the long a words.





Review 1

Story Time



A. Listen and repeat.



To be continued...


B. Look at A. Listen and point.

C. Role-play these scenes.

Activity Time



A. Listen and find the picture. Write the number.



B. Listen and circle.



C. Listen and circle.

rule role

glue grow

hate hat

mad made

flute float

paint pants

D. Listen and find the picture. Write the number.






Review 1

A. Read and match.

- | | |
|-----------------------------------|---------------------------------|
| 1. What colour is it ? ● | ● Let's clean up. |
| 2. Uh-oh! ● | ● It's blue. |
| 3. What a mess! ● | ● Blue is nice, but I like red. |
| 4. Blue is my favourite colour. ● | ● What's wrong? |


B. What's missing in B? Look and write.



SOCKS			

Review 1

A. Look and write.



What are those?




What

?



Where's


?



Where

?

B. Look and write.



long o

long u

short a

long a



At the Clinic

Conversation Time

A. Listen and repeat.

B. Listen and find the speakers.

C. Role-play the conversation with a partner.



Hey! That's mine.




No, it isn't. It's mine.



Oops! Sorry.



That's okay.



D. Review. Listen and repeat.

Where do you live?

I live in Puppet ville.



Word Time

A.  Listen and repeat.

1.  stomach ache


2.  rash


3.  sore throat

4.  fever

5.  cold

6.  cough

B.  Listen and write the letter.

C.  Point and say the words.

D. Listen and point.

E. Write the words.
(See pages 64–65.)




Practice Time

A.  Listen and repeat.


He | has | a fever.
She

He | doesn't have | a rash.
She

doesn't = does not

B.  Listen and repeat. Then practise with a partner.

1. He has a stomach ache.
He doesn't have a cold.




2. She has a cold.
She doesn't have a stomach ache.



3. She has a rash.
She doesn't have a sore throat.



4. He has a sore throat.
He doesn't have a rash.




5. He has a cough.
He doesn't have a fever.



6. She has a fever.
She doesn't have a cough.



C. Look at page 30. Point to the picture and practise with a partner.

D.  Listen and sing along. (See "Oh, No! Poor Kareem!" on page 62.)

Phonics Time


A.  Listen and repeat.



bed



desk



pen




eat




green



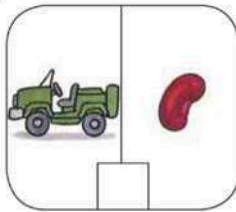
seal

B.  Do they both have the same vowel sound? Listen and put ✓ or X.

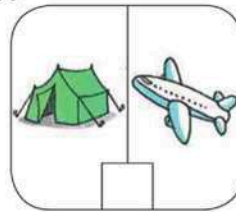
1.



2.



3.

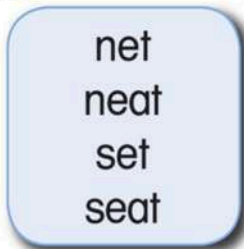


4.



C. Read the words.

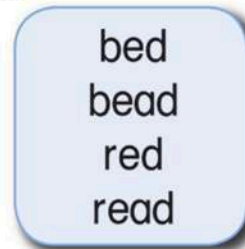
1.



2.





3.



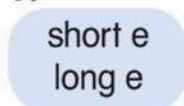
4.



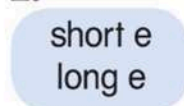
D.  Look at C. Listen and point.

E.  Does it have short e or long e? Listen and circle.

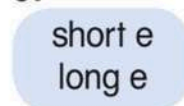
1.



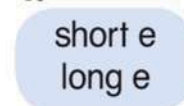
2.



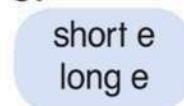
3.



4.



5.





Conversation Time

Hey! That's mine.



No, it isn't. It's mine.

Oops! Sorry.



That's okay.

A. Read and circle.



- Hey! That's a star.
Hey! That's mine.
- Yes, it is. It's mine.
No, it isn't. It's mine.
- Oops! Sorry.
Ouch! Sorry.

B. Unscramble and write.

1. ! / Hey / mine / . / That's

2. isn't / , / it / No / . / mine / It's / .

3. ! / . / Sorry / Oops

4. okay / . / That's

Word Time



cold



sore throat



stomach ache



rash



cough



fever

A. Look and check (✓) the correct box.

1.



- stomach ache.
 fever.
 sore throat.

2.



- rash.
 cold.
 cough.

3.



- cough.
 fever.
 rash.

4.



- sore throat.
 stomach ache.
 fever.

5.



- fever.
 rash.
 cough.

6.



- cold.
 rash.
 fever.

B. Look and write.



1.

2.

3.

4.

5.

6.

Practice Time



A. Look and write the number.

1.



2.



3.




He has a cough. He doesn't have a sore throat.

He has a stomach ache. He doesn't have a fever.

She has a sore throat. She doesn't have a rash.

B. Look and write.

1.



2.



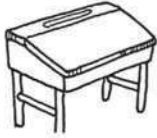
Phonics Time



pen



bed



desk



seal





green

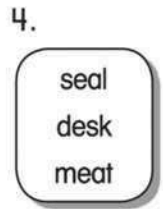
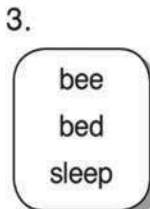
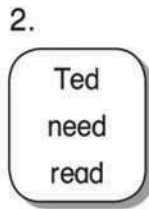
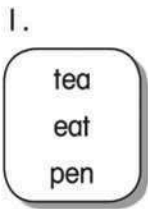


eat

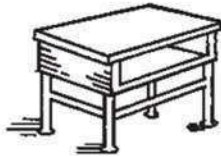
A. Do they both have the same vowel sound? Put ✓ or X.



B. Circle the short e word.



C. Which pictures have long e ? Circle.



D. Circle the words with the same vowel sound.

1. bed → read red fed seed
2. eat → net meat vet seat
3. bee → tea pen see ten



At Home with Kareem

Conversation Time

A. Listen and repeat.

B. Listen and find the speakers.

C. Role-play the conversation with a partner.



Miss Sarah, may I use the bathroom?



Of course.



Where is it?



It's over there.



I see it. Thanks.



D. Review. Listen and repeat.

What a mess!

Let's clean up.



Word Time

A.  Listen and repeat.



B.  Listen and write the letter.

C. Point and say the words.

D.  Listen and point.

E. Write the words.
(See pages 64–65.)



Practice Time


A.  Listen and repeat.

Does | he | have tape?
 | she

Yes, | he | does.
 | she

No, | he | doesn't. He | has glue.
 | she | | She

doesn't = does not

B.  Listen and repeat. Then practise with a partner.

1. Does she have glue?
Yes, she does.



2. Does he have glue?
No, he doesn't. He has tape.



3. Does she have scissors?
Yes, she does.



4. Does he have scissors?
No, he doesn't. He has paper.




5. Does he have crayons?
Yes, he does.



6. Does he have crayons?
No, he doesn't. He has paint.









C. Look at page 38. Point to the picture and practise with a partner.

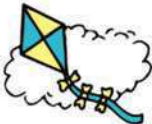





D.  Listen and chant. (See "Does He Have Paper?" on page 63.)

Phonics Time

A.  Listen and repeat.

short i	 bin	 sick	 six
long i	 bike	 nine	 right


B.  Listen and circle.

<p>1.  kit kite</p>	<p>2.  pin pine</p>	<p>3.  sit sight</p>
<p>4.  lick like</p>	<p>5.  lit light</p>	<p>6.  fin fine</p>

C. Read the words.

1.	2.	3.	4.
fill file pill pile	bit bite sit site	fit fight kit kite	lick like nil Nile

D.  Look at **C.** Listen and point.

E.  Does it have **short i** or **long i**? Listen and circle.

1.	2.	3.	4.	5.
short i long i	short i long i	short i long i	short i long i	short i long i



Conversation Time



A. Read and connect.

1. May course there
2. Of I it . Thanks ?
3. Where over . ?
4. It's see use . bathroom .
5. I is it the

B. Look and write.



1. May _____ ?
2. _____
3. _____
4. _____
5. _____



Word Time



glue




scissors



tape



paint



paper



crayons

A. Write the words.

A. p a p e r
1

B. _ c _ s _ _ _ _
4 7

C. _ a _ _
2


D. _ _ _ n _
5

E. _ _ _ _ o _ _
3

F. _ _ u _ _
6

Write and draw the mystery word.

p _ _ _ _ _ _
1 2 3 4 5 6 7



B. Look and write.




He has _____



Practice Time

Does she have glue?

Does he have scissors?



A. Read and check (✓) the correct box.

1. Does he have paper?



- Yes, he does.
 No, he doesn't.
 He has scissors.

2. Does she have glue?



- Yes, she does.
 No, she doesn't.
 She has crayons.

3. Does he have tape?




- Yes, he does.
 No, he doesn't.
 He has paper.

4. Does she have crayons?



- Yes, she does.
 No, she doesn't.
 She has paint.

B. Look and write.



Does _____ paper?



_____ scissors?

Phonics Time



sick



bin




six



nine



bike



right

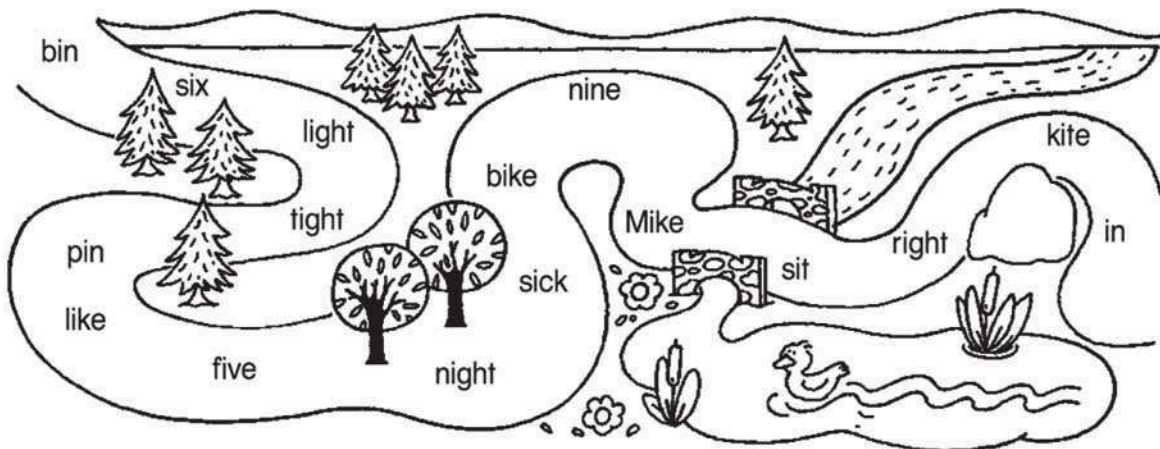
A. Circle the words with the same vowel sound.

1. six \longrightarrow mix fix kite bite
2. bike \longrightarrow kick pick Mike like
3. right \longrightarrow light sit night hit

B. Which picture has a different vowel sound? Circle.

1.
2.

C. Circle the words you can read.



How many words can you read? _____



On a Picnic

Conversation Time

A. Listen and repeat.



Pass the cake, please.



Which one?



The chocolate cake.




Here. Help yourself.



Thanks.

B. Listen and find the speakers.

C. Role-play the conversation with a partner.



D. Review. Listen and repeat.

Hey! That's mine.

Oops! Sorry.



Word Time

A.  Listen and repeat.



chicken

2.



cheese



salad

4.



fruit



bread


6.



rice

B.  Listen and write the letter.

C. Point and say the words.

D.  Listen and point.

E. Write the words.
(See pages 64–65.)




Practice Time

A.  Listen and repeat.

He			
She	likes	chicken.	
It			

He			
She	doesn't like	salad.	
It			

doesn't = does not

B.  Listen and repeat. Then practise with a partner.

1. She likes cheese.
She doesn't like rice.



2. She likes chicken.
She doesn't like cheese.



3. She likes fruit.
She doesn't like chicken.




4. He likes salad.
He doesn't like bread.




5. He likes bread.
He doesn't like fruit.



6. It likes rice.
It doesn't like salad.



C. Look at page 46. Point to the picture and practise with a partner.

D.  Listen and chant. (See "He Likes Chicken" on page 63.)

Phonics Time

A.  Listen and repeat.



hop



pot



sock



elbow



rope



toast

B.  Does it have **short o** or **long o**? Listen and circle.




short o
long o



short o
long o

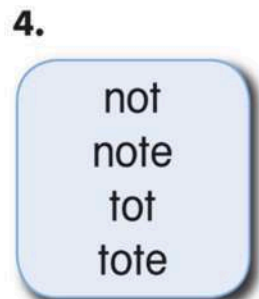
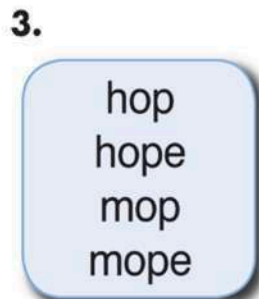



short o
long o



short o
long o

C. Read the words.



D.  Look at C. Listen and point.

E.  Listen and circle.

1.
 jog
jock
joke

2.
 cot
code
coat

3.
 sock
sob
soak

4.
 rob
robe
rope

5.
 cob
cop
cope



Conversation Time

Pass the cake, please.

Which one?

The chocolate cake.

Thanks.

Here. Help yourself.

A. Read and circle.



- | | | | | | | |
|------------|--|-----------|--|-----------|--|----------|
| 1. Pass | | the | | cold | | problem. |
| Play | | them | | cake, | | please. |
| 2. Why | | one? | | | | |
| Which | | run? | | | | |
| 3. These | | chicken | | cake. | | |
| The | | chocolate | | carrot. | | |
| 4. Hi. | | Help | | yourself. | | |
| Here. | | Hello | | yellow. | | |
| 5. Thanks. | | | | | | |
| Thirsty. | | | | | | |

B. Look and write.

- Pass
- _____
- _____ cake.
- Here.
- _____

Word Time



cheese



fruit




chicken



rice



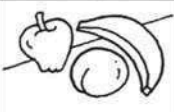








salad



bread

A. Find and write.

	1	2	3
A			
B			
C			

1. A1 rice

2. C2 _____


3. B1 _____


4. A2 _____


5. C3 _____


6. B3 _____

B. Your turn. Read and write.

1.  Do you like fruit ?


2.  Do you like _____ ?

3.  Do you like _____ ?

4.  Do you like _____ ?

Practice Time

She likes salad.
She doesn't like chicken.



It likes bread.
It doesn't like cheese.



A. Look and match.

1.




● He likes rice. He doesn't like cheese.

2.



● It likes chicken. It doesn't like salad.


3.




● She likes fruit. She doesn't like bread.

B. Look and write.


1.



2.



3.



4.



Phonics Time



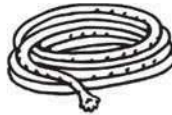
pot



sock



hop



rope



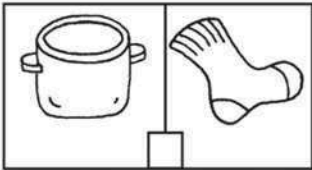
toast



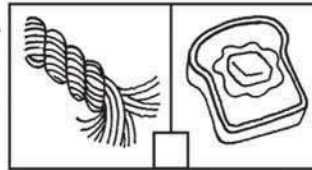
elbow

A. Do they both have the same vowel sound? Put ✓ or X.

1.



2.




3.




B. Which picture has a different vowel sound? Circle.

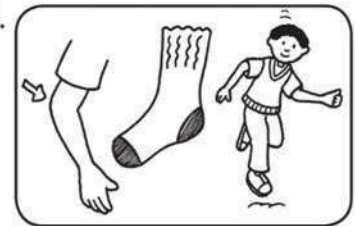
1.



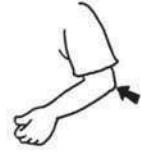


2.



3.



C. Does it have short o or long o? Look and write.



short o

sock

long o




Review 2

Story Time



A.  Listen and repeat.



B.  Look at A. Listen and point.

C. Role-play these scenes.

Activity Time



A. Listen and find the picture. Write the number.



B. Listen and circle.

1. meet met

2. pick pike

3. hope hop

4. sight sit

5. coat cot

6. read red

C. Listen and circle ✓ or X.

1.



X ✓

2.



X ✓

3.



X ✓

4.




X ✓


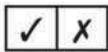


Review 2


A. Read and circle ✓ or X .




Where's the bathroom?
It's over there.



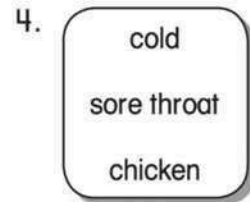
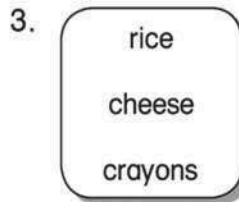
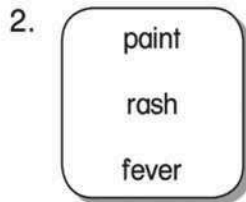
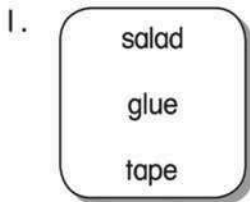
Hey! That's mine.
No, it isn't. It's mine.





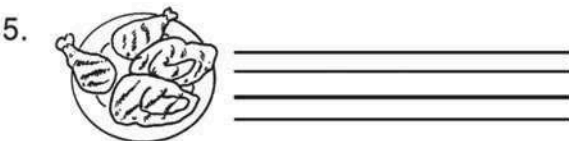
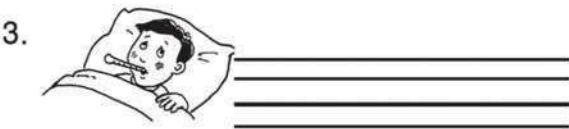

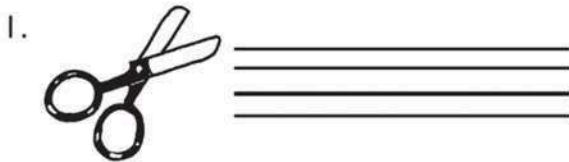
Here. Help yourself.
Thanks.



B. Which word does not belong? Circle.



C. Look and write.



Review 2

A. Read and write.


1.



2.



3.



1.

He

2.

Does

?

Yes,

3.

It

B. Which words have short e, short i, or short o? Read and circle.

short e

egg
cheese
bed

short i

sick
time
six

short o

toast
hop
pot

C. Which words have long e, long i, or long o? Read and circle.

Long e

next
meat
tea

long i

like
it
light

long o

rope
boat
sock



Conversation Time Review

A. Read and connect.

- | | | |
|-----------------------------|----------------------|------------------------------------|
| 1. Pass the cake, please. ● | ● What's wrong? ● | ● The chocolate cake. |
| 2. Where are you from? ● | ● It's blue. ● | ● Oh. You speak English very well. |
| 3. This is for you. ● | ● Which one? ● | ● Thanks. |
| 4. What colour is it? ● | ● Happy birthday. ● | ● Blue is nice, but I like red. |
| 5. Uh-oh! ● | ● I'm from France. ● | ● We're late. Please hurry! |


B. Read and connect.

- | | | |
|---------------------------|-------------------------------|-------------------------------------|
| 1. Hey! That's mine! ● | ● I'm ten. How old are you? ● | ● Oops! Sorry. |
| 2. How old are you? ● | ● No, it's Tuesday. ● | ● I'm six. |
| 3. Where do you live? ● | ● Yeah, you're right. ● | ● Oh, really? Me, too. |
| 4. Is today Monday? ● | ● No, it isn't. It's mine. ● | ● Let's clean up. |
| 5. Oh, no! What a mess! ● | ● I live in Cairo. ● | ● Yay! My birthday is on Wednesday! |



Word Time Review

Look and write. Then colour.



Family	Clothes	Food	Actions
mother	socks	water	watch TV



Practice Time Review

A. Read and match.

- | | |
|------------------------|---------------------------|
| 1. Who's he? ● | ● That's a red flower. |
| 2. We're shouting. ● | ● He's my grandfather. |
| 3. What's she doing? ● | ● It's three forty-five. |
| 4. That's red. ● | ● I'm not sleeping. |
| 5. What time is it? ● | ● We aren't walking. |
| 6. I'm drawing. ● | ● She's studying English. |

B. Read and match.

- | | |
|---------------------------|----------------------------------|
| 1. Does she have glue? ● | ● They don't have juice. |
| 2. What are those? ● | ● It doesn't like salad. |
| 3. It likes cheese. ● | ● He doesn't have a cold. |
| 4. Where are the books? ● | ● No, she doesn't. She has tape. |
| 5. He has a rash. ● | ● They're skirts. |
| 6. They have candy. ● | ● They're under the desk. |



Phonics Time Review

A. Look and match.

1. 2. 3. 4. 5. 6. 7. 8.

-ck c -x r y q j i

B. Read and circle.

1. **short a**
cake sad man hat

2. **long a**
paint cat lake play

3. **short e**
bed feet pen desk

4. **long e**
sea bee meat ten

5. **short i**
sick six bin night

6. **long i**
sit bike light time

7. **short o**
elbow pot sock hat

8. **long o**
home rock snow coat

9. **short u**
sun true run bus

10. **long u**
blue june up glue



Songs and Chants



7 What Are These?

(Melody: If You're Happy and You Know It)



What are these, these, these?

They're shoes.

What are those, those, those?

They're socks.

What are these?

They're shoes.

What are those?

They're socks.

What are these and those?

They're shoes and socks.

What are these, these, these?

They're shirts.

What are those, those, those?

They're shorts.

What are these?

They're shirts.

What are those?

They're shorts.

What are these and those?

They're shirts and shorts.

Songs and chants



8 Where's the Pen?

(Melody: Hush Little Baby)

Where's the pen?

It's on the book.

Where's the book?

It's on the chair.

Where's the chair?

It's on the desk.

Oh, no! What a mess!

Where's the desk?

It's under the chair.

Where's the chair?

It's under the book.

Where's the book?

It's under the pen.

Oh, no! What a mess!

Where are the socks?

They're in the shoes.

Where are the shoes?

They're in the shorts.

Where are the shorts?

They're in the box.

Oh, no! What a mess!





We Have Candy.

(Melody: Three Blind Mice)



We have candy.
 We have candy.
 We have water.
 We have water.
 We don't have ice cream.
 We don't have ice cream.
 We don't have ice cream.
 We have water.



They have juice.
 They have juice.
 They have chips.
 They have chips.
 They don't have popcorn.
 They don't have popcorn.
 They don't have popcorn.
 They have juice.

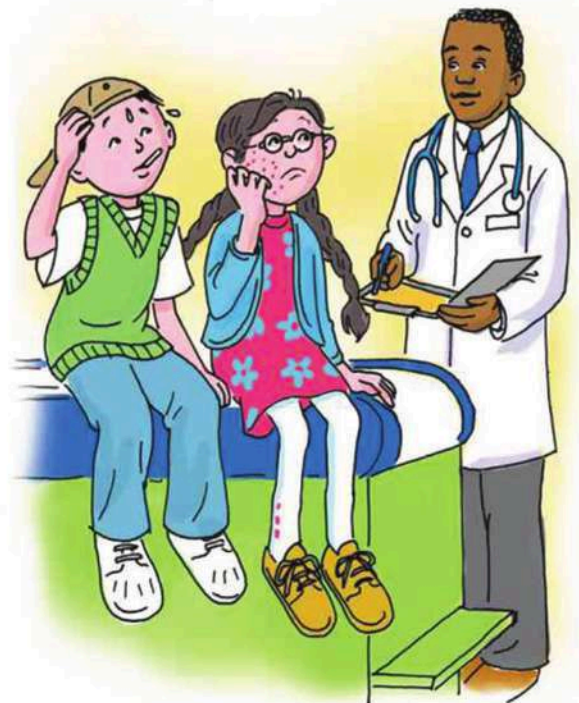


Oh, No! Poor Kareem!

(Melody: Down by the Station)

He has a fever.
 He doesn't have a sore throat.
 He has a fever.
 He doesn't have a rash.
 He has a fever.
 He doesn't have a cough.
 Oh, no! Poor Kareem!

She has a rash.
 She doesn't have a stomach ache.
 She has a rash.
 She doesn't have a cold.
 She has a rash.
 She doesn't have a fever.
 Oh, no! Poor Mona!





Does He Have Paper?

(Melody: La Cucaracha)



Does he have paper?

Does he have paper?

Yes, he does. Yes, he does.

Does he have crayons?

Does he have crayons?

No, he doesn't. He has paint.

Does she have scissors?

Does she have scissors?

Yes, she does. Yes, she does.

Does she have glue?

Does she have glue?

No, she doesn't. She has tape.



He Likes Chicken.

He likes chicken.

He doesn't like salad.

He likes chicken.

He doesn't like salad.

Please pass the chicken.

Here. Help yourself.

He likes chicken.

He doesn't like salad.

She likes fruit.

She doesn't like cheese.

She likes fruit.

She doesn't like cheese.

Please pass the fruit.

Here. Help yourself.

She likes fruit.

She doesn't like cheese.

She likes rice.

She doesn't like bread.

She likes rice.

She doesn't like bread.

Please pass the rice.

Here. Help yourself.

She likes rice.

She doesn't like bread.

My Picture Dictionary

Write the words.

B b





C c





















D d



E e



F f





G g





H h





J j





M m



N n



P p







R r





S s





















T t







W w





☑ Checklist 1 (Units 7-9)

A. I can say these sentences.



What are these? They're jeans.
What are those? They're socks.



Where's the guitar? It's under the chair.
Where are the books? They're next to the desk.



We have popcorn. We don't have candy.
I have juice. I don't have water.

B. I can say these words.

1. shoes



2. ice cream



3. table



4. computer



5. shorts



6. shelf



7. chips



8. shirts



C. I can talk about this picture.



D. I can read these words.

snow

June

home

cap

window

coat

game

true

✔ Checklist 2 (Units 10–12)

A. I can say these sentences.

1.



She has a rash. She doesn't have a cold.
He has a cough. He doesn't have a fever.

2.



Does he have scissors?
No, he doesn't. He has crayons.
Does she have scissors? Yes, she does.

3.



She likes chicken. She doesn't like rice.
It likes fruit. It doesn't like cheese.

B. I can say these words.

1. paper



2. bread



3. tape



4. glue



5. sore throat



6. paint



7. salad



8. stomach ache



C. I can talk about this picture.



D. I can read these words.

six

desk

toast

hop

seal

elbow

right

eat

Word List

The numbers to the right of the entries indicate the page on which the word is introduced. Words in blue appear only in the art (on the Conversation Time pages).

B

bathroom	37
bed	32
bin	40
boat	4
bread	46
broom	9
but	1

C

candy	18
cap	20
caps	1
chair	10
chalk	37
cheese	46
chicken	46
chips	18
chocolate	45
clean up	9
clock	9
coat	4
cold	30
computer	10
cough	30
crayons	38
cupboard	10

D

day	20
decide	17
desk	10
does	39
doesn't	31

E

earache	29
elbow	48

F

favourite	1
fever	30
flute	12
fruit	40

G

game	20
get	9
glue	12
gum	17

H

has	31
have	19
headache	29
help	45
here	45
home	4
hop	48

I

ice cream	18
-----------	----

J

jeans	2
juice	18
June	12

L

late	17
let's	9
likes	47

M

man	20
markers	37
mess	9
milk	17

mine	29
------	----

N

next to	11
nine	40
note	4

O

of course	37
Oh, no!	9
on	11
over there	37

P

pain	20
paper	38
pass	45
peanuts	17
pen	32
popcorn	18
pot	48
pyjamas	1

R

rash	30
rice	46
right	40
rope	48
runny nose	29

S

sad	20
salad	46
sandwiches	45
scissors	38
seal	32
shelf	10
shirts	2

shoes	2
shorts	2
sick	40
skirts	2
snow	4
sock	48
socks	2
sore throat	30
stomach ache	30
sweaters	1

T

table	10
tape	38
that's mine	29
that's okay	29
there	37
toast	48
true	12
tube	12

U

under	11
use the bathroom	37

W

water	45
what	1
what a mess	9
what colour	1
where's	11
which one	45
window	4

Y

yes	39
you're right	9
yourself	45

UNIT 7 Revision

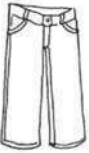



A. Listen and write.

1. What _____ is it? 2. It's _____.
3. Blue is my _____ colour. 4. Blue is _____, _____ I like red.




B. Which one has long o? Listen and circle.

1. 	2. 	3. 
4. 	5. 	6. 

C. Look and write.

1. 	2. 	3. 	4. 
__ e __ n __	s __ i __	__ c __ s	__ h __

D. Look and write.

1. 	What are these?
<hr/>	
2. 	What are those?
<hr/>	
3. 	What are these?
<hr/>	

UNIT 8 Revision

A. Listen and write the number.


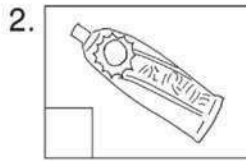
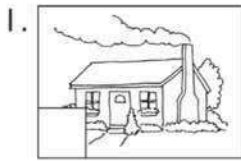
___ Yeah, you're right.

___ Let's clean up.

___ Okay. Let's get the broom.

___ Oh, no! What a mess!

B. Does it have long u? Listen and put ✓ or X.



C. Unscramble and write.

1. btela _____

2. efhsl _____


3. mptcoure _____

4. riach _____

5. sdke _____

6. dcrupaob _____

D. Look and write.



1. Where's the ball?

2. _____ books?

3. _____ kite?

UNIT 9 Revision

A. Listen and write.

1. Uh-_____! 2. What's _____?
3. We're _____. Please _____! 4. Oh...I can't _____.

B. Does it have short a or long a? Listen and circle.

- | | | | |
|------------------|------------------|------------------|------------------|
| 1. | 2. | 3. | 4. |
| short a long a | short a long a | short a long a | short a long a |

C. Look and write.

- | | | | |
|-------|-------|-------|-------|
| 1. | 2. | 3. | 4. |
| _____ | _____ | _____ | _____ |

D. Look and write.

- | | | |
|----|-------------|-------------------|
| 1. | | I _____
_____ |
| 2. | | We _____
_____ |

UNIT 10 Revision

A. Listen and circle.

- | | |
|---------------------------------------|--|
| 1. Hey! They're mine.
 That's | 2. No, it isn't. That's mine.
Yes, It's |
| 3. Oops! Sorry.
Uh-oh! | 4. That's a cow.
 okay. |

B. Which one has a different vowel sound? Listen and circle.

- | | | |
|----|----|----|
| 1. | 2. | 3. |
|----|----|----|

C. Look and match.

- | | | | | |
|----|----|----|----|----|
| 1. | 2. | 3. | 4. | 5. |
| | | | | |
| | | | | |

D. Look and write.

- | | |
|----|--------------------|
| 1. | He _____
_____ |
| 2. | She _____
_____ |

UNIT 11 Revision

A. Listen and match.

- | | |
|------------------------|---------------------|
| 1. Miss Sarah, may I ● | ● course. |
| 2. Of ● | ● see it. Thanks. |
| 3. Where ● | ● over there. |
| 4. It's ● | ● use the bathroom? |
| 5. I ● | ● is it? |

B. Does it have short i or long i? Listen and match.

- | | | | |
|------|--|------|--|
| 1. ● | | 2. ● | |
| 3. ● | | 4. ● | |
| 5. ● | | 6. ● | |

C. Look and write.

- | | | | | |
|-------|-------|-------|-------|-------|
| 1. | 2. | 3. | 4. | 5. |
| _____ | _____ | _____ | _____ | _____ |

D. Look and write.

1. _____
 Yes, she does.
2. Does he have crayons?

UNIT 12 Revision

A. Listen and write.

1. _____ the cake, please. 2. _____ one?
 3. The _____ cake. 4. Here. _____ yourself.
 5. _____

B. Listen and circle.

1. cot coat 2. jog joke 3. not note
 4. hop hope 5. rod road 6. got goat

C. Look and write.



1. _____ 2. _____
 3. _____ 4. _____
 5. _____ 6. _____

D. Look and write.


1. She _____

 2. He _____

Sample Test 1

A. Listening

1- Listen and number the pictures:



2- Listen and fill in the gaps.

A: What is it?

B: It's blue.

A: But I.....red.

B. Reading

3- Read and match A with B:

A	B
1- The bird	a- have paint?
2- These	b- eating my breakfast.
3- Does he	c- is on the tree.
4- I am	d- It's seven thirty.
	e- are socks.


4- Choose the correct word(s) between brackets:

- 1- (Do – Does – Has) he have tape?
- 2- (What – Who – Where) is the book?
- 3- The ball is (on – in – from) the chair.
- 4- Let's clean (up – in – on) .
- 5- May I (uses – using – use) the bathroom?


C. Writing

5- Look at the pictures and unscramble the words:


1  r a i h c

2  e v s n e

3  c e e e s h

4  u l e g

6- Look and write a sentence under each picture:



1-



2-

7- Punctuate the following sentence:

i like juice and Mona likes Sokkara

8- Copy the following sentences:

1 - Blue is my favourite colour.

.....

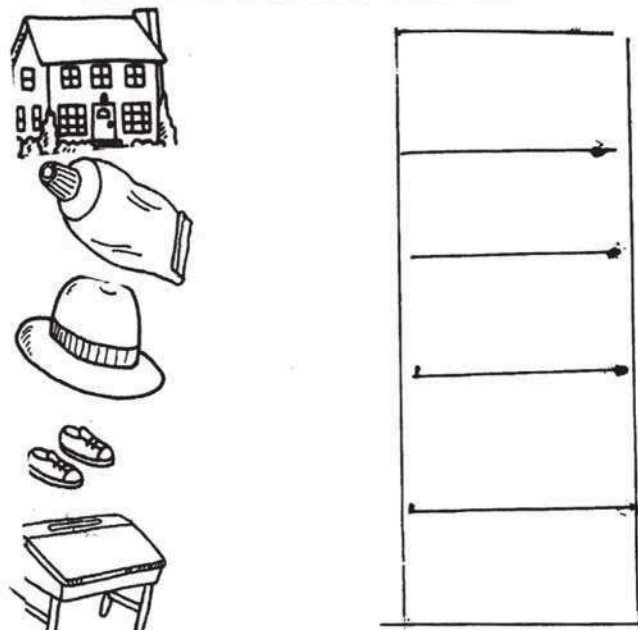
2 - These are socks.

.....

Sample Test 2

A. Listening

1- Listen and number the pictures:



2- Listen and fill in the gaps.

A: Where are the

B: They are on the.....

B. Reading

3- Read and match A with B.





A	B
1- What	a- yourself.
2- That	b- course.
3- Help	c- is mine.
4- Of	d- thanks.
	e- are those?

4- Choose the correct words(s) between brackets:

- 1- She doesn't (likes – like- has) chicken.
- 2- He (have – is – has) rice.
- 3- (Pass- Play – Run) the cake, please.
- 4- Are you (eat – eats – eating) salad?
- 5- The bathroom is (on – in – over) there.

C. Writing

5- Look at the pictures and unscramble the words:

- 1  b t e l a
2  m p t c o u r e
3  o h r t s s
4  n e n i

6- Look and write a sentence under each picture:



1-



2-

7- Punctuate the following sentence:

i dont go to school on Friday.

8- Copy the following sentences :


1 - I live in Giza.
.....

2 - He has red shoes.
.....

Sample Test 3

A. Listening

1- Listen and number the pictures .



2- Listen and fill in the gaps.

A: What is it?
 B: It's o'clock.

B. Reading

3- Read and match A with B.





A	B
1- May I	a- have socks.
2- Where is	b- please.
3- They	c- forty.
4- Pass the cake,	d- use the bathroom?
	e- my coat?

4- Choose the correct words(s) between brackets.

- 1- He (don't – doesn't – haven't) have glue.
- 2- It (likes – like – am) chicken.
- 3- Help (you – yours – yourself).
- 4- (Does – Do – Is) you like fruit?
- 5- Yeah, you 're (write – light – right) .

C. Writing

5- Look at the pictures and unscramble the words:

- 1  s d k e
- 2  e f h s l
- 3  e r v f e
- 4  e t k i

6- Look and write a sentence under each picture:



1-



2-

7- Punctuate the following sentence:

Does mona like Sokkara
.....

8- Copy the following sentences:

- 1 - I like Miss Sarah.
.....
- 2 - The book is in the bag.
.....