



State of Palestine
Ministry of Education
& Higher Education

NEW
EDITION

English for Palestine

PUPIL'S BOOK **5B**

Authorship & Curriculum Supervisory Committee

Mr Ali Manassra (General Supervision)	Ministry of Education
Mr Othman Diab Amer (Coordinator)	Ministry of Education
Mrs Reem Ayoush	Ministry of Education
Dr Samir M Rammal	Birzeit University
Dr Hazem Y Najjar	Bethlehem University
Mr Hassan Karableyeh	Ministry of Education
Ms Rula Naji Khalil	Ministry of Education
Ms Basima Adel Al-Arooqi	Ministry of Education
Ms Ruqayyah Abdul-Rahman Abu Al-Rub	Ministry of Education
Ms Lina Rasheed Bitar	Ministry of Education
Ms Samiya Qasim Khaleel Obeid	Ministry of Education

Authorship Supervisory Committee (original edition)

Dr Hazem Y Najjar (Head)	Bethlehem University
Dr Salem Aweiss	Birzeit University
Dr Omar Abu Al-Hummos	Al-Quds University
Mr Othman Diab Amer (Rapporteur)	Ministry of Education

English Language Curriculum Team (original edition)

Dr Hazem Y Najjar	Bethlehem University
Dr Salem Aweiss	Birzeit University
Dr Omar Abu Al-Hummos	Al-Quds University
Dr Odeh J Odeh	Al-Najah University
Dr Samir M Rammal	Hebron University
Dr Nazmi Al-Masri	Gaza Islamic University
Ms I'tidal Abu Hamdiyah	Ministry of Education
Ms Majedah Dajani	Ministry of Education
Mr Imad Jabir	Hebron University
Mr Suhail Murtaja	Ministry of Education
Mr Othman Diab Amer (Rapporteur)	Ministry of Education

Contents

Unit and contexts	Language	page
10 Ben and Amy's holiday <ul style="list-style-type: none"> – talking about holidays – talking about a wedding in Scotland 	<i>wedding, marry, look like, princess, also, about, hour, all, again, for, by, palace</i> Review: past simple, <i>aunt, travel, car, mum, dad, family, grandfather, grandmother, mountains, beach</i>	4
11 The wolf's shoes <ul style="list-style-type: none"> – enjoying a story with a moral – talking about events in the past 	<i>wolf, hear, road, hide, both, look for, with, laugh, end, greedy, nothing, angry</i> Past simple (negative, interrogative forms) Review: <i>of, story, left, more, clever, goat, farmer, buy, behind, yesterday</i>	12
12 Omar and Rania's visit to Qalqilya <ul style="list-style-type: none"> – identifying specific items – identifying what you can do in Qalqilya 	<i>any, then, some, us, last, those, out, them, move, fruit, vegetable, plant</i> Past simple (regular and irregular) Review: zoo and animals, <i>river</i>	20
13 Ben's blog <ul style="list-style-type: none"> – introducing features of a blog – talking about an accident in the past 	<i>tell, blog, him, break, hospital, busy, nice, moon, mirror, too, place, after</i> Past simple (regular and irregular) Review: <i>football, school, doctor, internet, know</i>	28
14 REVISION <i>The princess and the three friends</i> <ul style="list-style-type: none"> – enjoying a story 	Revision of the language in Units 10–13	36
15 The 'Best of Palestine' tour <ul style="list-style-type: none"> – talking about an itinerary for a tour of Palestine – identifying different activities in places in Palestine 	<i>next, tour, arrive, meet, travel, ruin, before, float, leave, near, tomorrow, our</i> <i>be + going to</i> future plans Review: <i>walk, start, finish, old buildings, visit, markets, Gaza, Hebron, Bethlehem, Nablus, Ramallah</i>	40
16 Can I use it? <ul style="list-style-type: none"> – identifying items which help us – asking permission to borrow items 	<i>laptop, screen, turn on, use, click, choose, borrow, press, button, try, remote control, mobile phone</i> Modal <i>can</i> for permission Review: <i>games, computer, telephone, TV</i>	48
17 What will happen? <ul style="list-style-type: none"> – talking about possible events in the future – predicting the future 	<i>robot, rescue, future, everyone, spacesuit, planet, spaceship, scientist, science lab, outer space, grow</i> Future simple, <i>will/won't</i> Review: <i>not well, travel, screen, computer</i>	56
18 REVISION <i>A rescue</i> <ul style="list-style-type: none"> – enjoying a story 	Revision of the language in Units 15–17	64
My dictionary		68

Ben and Amy's holiday

1 Listen and repeat.

wedding marry look like princess also about
hour all again for by palace

2 Listen and answer the questions.



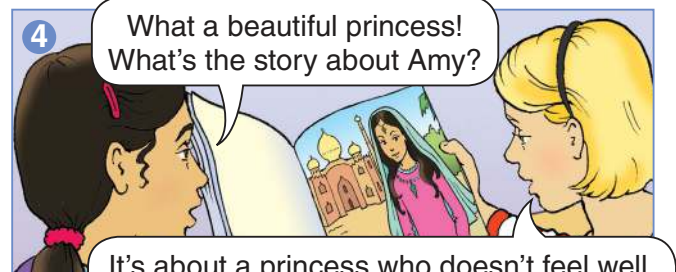
Amy went to her aunt's wedding in the summer. She wore a yellow dress. Her aunt wore a long, white dress. She got married.



Ben also went to the wedding. Ben had an exciting time on holiday. Ben went in his uncle's boat. He took lots of photos of mountains.



The family went to Scotland for the wedding. They went by car. It took six hours.




Amy showed Rania her storybook. Its name was 'The Princess and the Three Friends'. The princess lived in a palace.

3 Listen and say.

4 Listen and answer the questions.

Everyday
English

Oh no!
Oh look, there's
... !

1 Listen and circle the words you hear. Then match them with the pictures. 

1 about

2 again

3 all

4 also


a



b



c



d



5 wedding

6 by

7 for

8 hour

e



f



g



h



9 palace

10 princess

11 marry

12 look like

i



j



k



l



2 Listen and repeat the passage on page 4. 

3 Work in groups of four or five. Read the passage on page 4 aloud.

4 Read and circle the correct words.

- 1 The story is again / about a princess.
- 2 The princess lives in a palace / house.
- 3 Please do that again / all.
- 4 Let's all / we go for a swim.
- 5 I want you to do that all / also.
- 6 He can't walk. He looks like / looks an old man.

1 Listen. Stand up or sit down. 

2 Read. Then tick ✓ the correct sentences.

- 1 The wedding was in England.
- 2 Amy wore a yellow dress.
- 3 Ben liked going in the boat.
- 4 Ben took lots of photos.
- 5 The family went by boat.
- 6 Amy read the book with Rania.

3 Read and complete the sentences.

- 1 Ben's aunt got _____.
- 2 Amy _____ went to the wedding.
- 3 Amy's story is _____ a princess.
- 4 The family went to Scotland _____ car.
- 5 It took six _____ to get to Scotland.
- 6 Ben went _____ a boat ride.

4 Read page 4 and write answers to the questions.

Where was the wedding? _____

How long did it take to get to Scotland? _____

Where does a princess live? _____

Who went to the wedding? _____

What was Amy's book about? _____

What photos did Ben take? _____

1 Read and complete the sentences.

about again all also by for

- 1 I saw a film _____ Palestine.
- 2 _____ my friends came to my party.
- 3 I went to Jericho _____ bus.
- 4 I liked the film. I want to go and see it _____.
- 5 My friend _____ came to see the film.
- 6 Let's go _____ a swim!

2 Work in pairs. Read the sentences in activity 1 aloud.

3 Read and circle the correct words.

- 1 The wedding *was* / *were* in Scotland.
- 2 Ben's aunt *get* / *got* married.
- 3 Amy *wore* / *wear* a yellow dress.
- 4 Her aunt *look* / *looked* like a princess.
- 5 Ben *take* / *took* lots of photos of mountains.
- 6 Ben *go* / *went* in his uncle's boat.

4 Read aloud.

Look at page 4.

All the family went to Scotland.

The family went by car.

They were in the car for six hours.

They went to Scotland for a wedding.

Ben's aunt got married in the summer.

Ben's dad did not want to drive for six hours again.



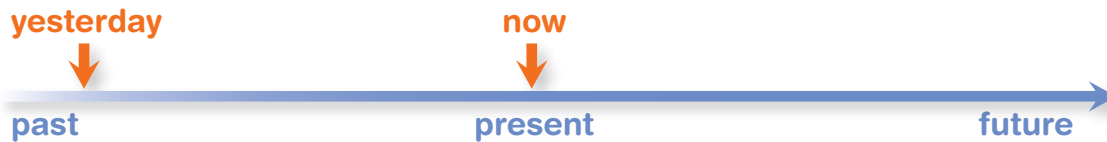
1 Complete the sentences with correct words.

Yesterday ... look at page 4. What did they do?

- 1 Amy's aunt _____ (get) married last summer.
- 2 Her aunt _____ (look) like a princess.
- 3 Ben _____ (take) lots of photos.
- 4 Ben _____ (go) in his uncle's boat.

2 Think and complete the sentences with the correct words.

What did you do yesterday?



- 1 I _____ (listen) to music.
- 2 I _____ (look) at the internet.
- 3 I _____ (do) my homework.
- 4 I _____ (sleep) early.

3 Think and match the sentences with the picture.



- 1 He brushed his teeth.
- 2 He is brushing his teeth.



a _____

b _____

4 Think and complete the sentences with the correct words.

What **did** you do **yesterday**?

- 1 I _____ (clean) my room.

What did he/she do yesterday?

- 2 He/She _____ (answer) questions.


What **are** you doing **now**?

- I am _____ (clean) my room.

What is he/she doing now?

- He/She is _____ (answer) questions.

1 Listen and answer the questions. 



2 Read. Then listen and circle the correct words. 




1 I read a nice story **about** / **again** a princess.



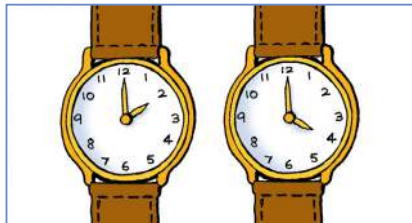
2 This is a photo of **all** / **about** my class.



3 I took this photo at my aunt's **wedding** / **marry**.



4 The princess lived in a **house** / **palace**.



5 I slept **for** / **of** two hours.



6 That film was good! I want to see it **about** / **again**.

3 Listen and repeat. 



TONGUE TWISTERS

Ahmad also acted again and again.
Princess Pam played in the palace.
We watched William's wedding.




4 Work in pairs. Ask and answer questions.

What did Ben do in the summer holiday?

Where's Amy?



1 Find words in the word snake. Then complete the sentences.



- 1 Amy was reading a story about a _____. She lived in a _____.
- 2 _____ Ben's family went to the _____ in Scotland.
- 3 Ben took lots of photos and he _____ went in a boat.
- 4 Amy's dad was not happy to drive the car _____ six hours.
- 5 The family went to Scotland _____ car.
- 6 Ben's aunt got _____ in Scotland.

2 Think and complete the table.

yesterday	now
	is playing
	is watching
	is painting
	is going
	is wearing
	is getting
	is writing

3 Write correct sentences.

Remember to read or listen to a question carefully and answer it using the same tense. Don't forget to write a capital letter at the beginning of a sentence!

What did they do yesterday?



- 1 watched TV. amy _____
- 2 omar sports. played _____
- 3 a picture. ben painted _____
- 4 wore rania a pink T-shirt. _____

4 Think and write sentences about your pictures and photos of Palestine.

5 Write the words. Practise your handwriting.

about again all also wedding by
for hour palace princess marry look like

1 Read and complete the sentences. Check your spelling.



1 A _____ lives in
a _____.



2 I watched a film _____
animals. I want to see it
_____.



3 Ben went to a _____
in the summer holiday.
_____ his family went.



4 Amy's aunt got _____.
She _____
a princess.




5 Amy rode her bike _____
three hours.



6 You can go _____ bus.
It takes an _____.

2 Work in groups of three or four. Make postcards of your people, places and things.



The wolf's shoes

1 Listen and repeat.

wolf hear road hide both look for with
laugh end greedy nothing angry

2 Listen and answer the questions.



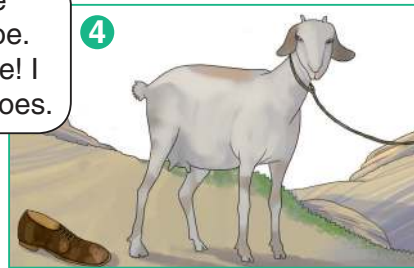
Once upon a time, a farmer bought a big goat at the market. The farmer and the goat walked home. A wolf heard the goat. The clever wolf wanted the goat.



The wolf put his left shoe on the road. He hid behind a tree. The farmer saw the shoe. He wanted two shoes. The wolf took his left shoe. The wolf was faster than the farmer.



Now the wolf put his right shoe on the road. He hid. The farmer saw the shoe.



The farmer put the right shoe next to his goat. He went to look for the left shoe.



The wolf laughed. He took his right shoe and he took the goat. In the end the greedy farmer got nothing! The farmer was very angry.

3 Listen and say.

4 Listen and answer the questions.

Everyday
English

Once upon a time ...
Lucky for me!
I have an idea!
In the end ...

1 Listen and circle the words you hear. Then match them with the pictures. 

1 road

2 hide

3 nothing

4 angry

a



b



c



d



5 both

6 greedy

7 with

8 end

e



f



g



h



9 wolf

10 laugh

11 hear

12 look for

i



j



k



l



2 Listen and repeat the passage on page 12. 

3 Work in groups of four or five. Read the passage on page 12 aloud.

4 Read and circle the correct words.

- 1 The farmer hid / saw the shoe.
- 2 The wolf was clever. He put the left shoe on the road / tree.
- 3 The farmer looked for / looks like the left shoe.
- 4 The farmer wanted one / both shoes.
- 5 The farmer got nothing / two shoes.
- 6 The wolf laughed / spoke at the farmer.

1 Listen. Clap or stamp.

2 Read. Then tick ✓ the correct sentences.

- 1 The wolf was clever.
- 2 The farmer was clever.
- 3 The farmer wore the two shoes.
- 4 The wolf wore the two shoes.
- 5 The farmer took the goat.
- 6 The wolf took the goat.

3 Read and complete the sentences.

- 1 The wolf put a shoe on the _____.
- 2 The wolf _____ behind a tree.
- 3 The farmer wanted _____ shoes.
- 4 The farmer _____ the shoe.
- 5 The farmer was very _____.
- 6 He got _____!


4 Read page 12 and write answers to the questions.

- 1 Where did the wolf put the shoes? _____
- 2 Where did the wolf hide? Why? _____
- 3 What did the farmer want? Why? _____
- 4 Did the wolf laugh at the farmer? Why? _____
- 5 How did the farmer feel? Why? _____

1 Read and complete the sentences.

heard looked for laughed both

1 The wolf _____ the goat.



2 The farmer _____ the shoe.



3 The wolf _____ at the farmer.



4 The farmer wanted _____ shoes.



2 Work in pairs. Read the sentences in activity 1 aloud.

3 Read and circle the correct words.

- The wolf **spoke** / **heard** the farmer.
- The farmer was **angry** / **happy** he lost the goat.
- The farmer was **nice** / **greedy**.
- In the **start** / **end** the farmer got nothing.

4 Read aloud.

Look at page 12.

a Yesterday I bought a goat. I walked home.

b I saw a left shoe on the road. I didn't take it.

c Then I saw a right shoe. I wanted both shoes. I went back to look for the left shoe.

d In the end, I got nothing. There were no shoes and there was no goat.



1 Think and complete the sentences.

Yesterday ... What did they do?

- 1 Ben _____ nothing.
- 2 Amy watched TV and _____.
- 3 Omar _____ both his shoes.
- 4 Rania _____ hide and find.

2 Think and circle the correct words.

- 1 The wolf **was / were** clever.
- 2 The farmer **was / were** greedy.
- 3 Both shoes **was / were** on the road.

3 Think and complete the sentences.

What did the wolf do yesterday?



- 1 He _____ (go) to the market.
- 2 He _____ (see) the goat.



- 3 He _____ (hide) behind a tree.
- 4 He _____ (take) the goat.

4 Think and complete the sentences.



- 1 What **did** you do **yesterday**? What **are you doing now**?
 - a I _____ (read) a book. b I _____ (read) a book.
- 2 What did he/she do yesterday? What is he/she doing now?
 - a He/She _____ (listen) to the music. b He/She _____ (listen) to the music.
 - c He/She _____ (write) her homework. d He/She _____ (write) her homework.

1 Listen and answer the questions. 



2 Read. Then listen and circle the correct words. 

1 One / Both of Amy's dancing shoes were behind the bin.



2 Ben's bike was on the road / river.



3 There was nothing / lots of things in Rania's schoolbag.



4 Amy played hide / see and find.



5 Amy was happy / angry that she didn't find her dancing shoes.

6 Omar talked / laughed. He found both his boots.



7 Ben didn't feel well. He ate all the chocolate. He was greedy / clever.



3 Listen and repeat. 

Round and round the garden
Raced the greedy goat
First, second, third, fourth, fifth. Got you!

4 Work in pairs. Ask and answer questions.

- What did Omar do? Where's Ben?
- How did Ben help? Why was Omar angry?
- Why did Omar laugh? What did Omar's mum do?



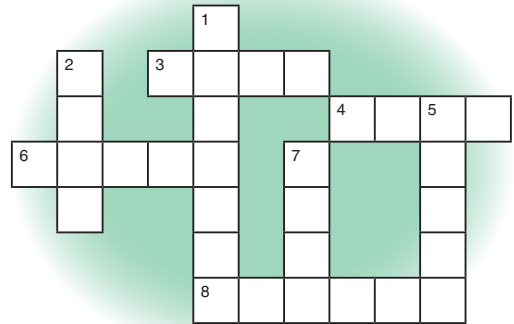
1 Read the clues and complete the crossword.

Down ↓

- 1 You look and you cannot see things. There is ... there.
- 2 You use your ears to do this.
- 5 You are not happy when you feel like this.
- 7 When you don't want a friend to find you, you do this.

Across →

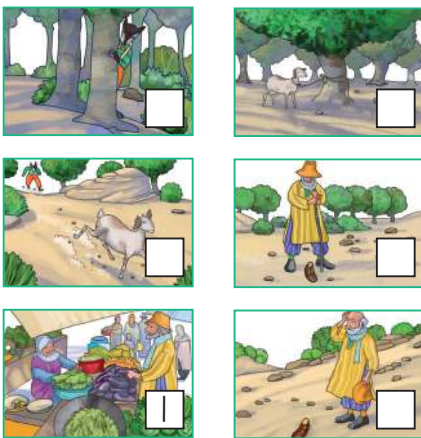
- 3 A word which means 'two'.
- 4 You drive a car on this.
- 6 You are happy when you do this.
- 8 When you eat lots of chocolate, you are ...



2 Think and write words. Then make a crossword.

3 Put the pictures in the correct order. Then write complete sentences.

Remember, use a CAPITAL letter at the start of a sentence. Use a full stop at the end of a sentence.



- 1 The farmer bought a goat.
- 2 _____
- 3 _____
- 4 _____
- 5 _____
- 6 _____

4 Think and write sentences about your pictures of Palestine.

5 Write the words. Practise your handwriting.

road hide nothing both greedy end wolf
with laugh hear look for angry

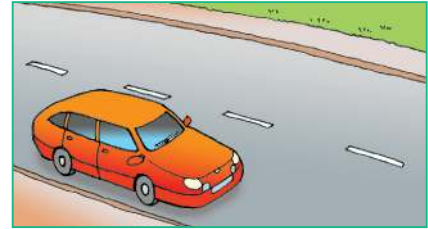
1 Read and complete the sentences. Check your spelling.



1 She was very _____, she ate all the biscuits!



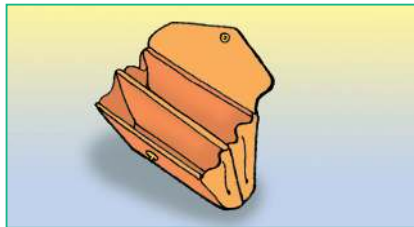
2 This was the _____ of the race. He finished first!



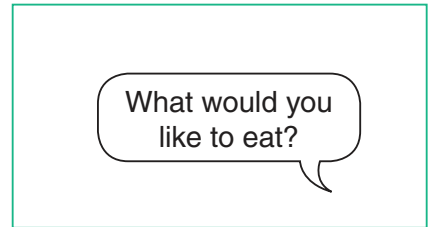
3 The car was on the _____.



4 Rania played _____ and find.



5 There were no dinars. There was _____!



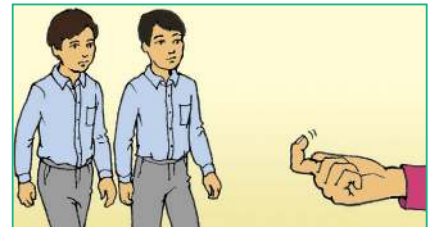
6 Sorry Mum, I didn't _____ you. Please say that again.



7 She was very _____. She lost her bag.



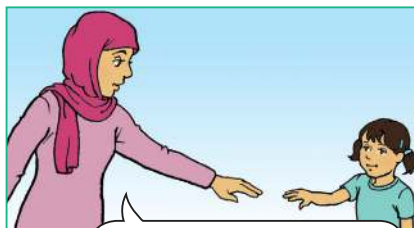
8 I liked the TV programme. I _____ a lot.



9 _____ of you, come here!



10 She _____ her book.



11 Come _____ me.



12 He was a very clever _____.

2 Work in pairs. Make a story book.



Omar and Rania's visit to Qalqilya


1 Listen and repeat.

any then some us last those out them
move fruit vegetable plant

2 Listen and answer the questions.



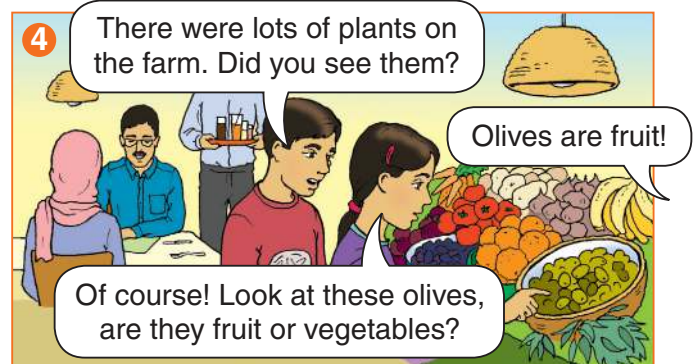
Omar's family drove to Qalqilya last weekend. There were lots of cars on the road. Their car couldn't move. Mum, Omar and Rania sang.



The family visited the zoo. It was very beautiful. It had lots of animals. Omar's favourite animal was the giraffe. It could eat fruit from your hand. Rania liked the rabbits.



Then the family visited Wadi al Badan. There were lots of small pools. Omar and Rania liked to play in the water. The water was very cold.




The family went to a restaurant for dinner. Rania and Omar liked the fruit and vegetables. The parents sat in the restaurant.

3 Listen and say.

4 Listen and answer the questions.

Everyday
English

Keep calm!
Of course!

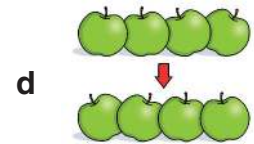
1 Listen and circle the words you hear. Then match them with the pictures. 

1 those

2 any

3 move

4 then




5 fruit

6 us

7 vegetables

8 plant




9 them

10 last

11 some

12 out



2 Listen and repeat the passage on page 20. 

3 Work in groups of four or five. Read the passage on page 20 aloud.

4 Read and circle the correct words.

- 1 The family **visit** / **visited** the zoo last weekend.
- 2 The family **went** / **go** to Qalqilya.
- 3 Omar wanted to **see** / **saw** the giraffe.
- 4 Mum said 'Let's **sing** / **song**!'
- 5 Olives are **fruit** / **vegetables**.
- 6 The family went to the zoo and **last** / **then** to the valley.

1 Listen. Clap or stamp.

2 Read. Then tick ✓ the correct sentences.

- 1 The family visited Qalqilya.
- 2 There were no cars on the road.
- 3 Omar liked the giraffe. It was clever.
- 4 Rania liked the cold water.
- 5 The parents looked at the fruit and vegetables with Omar and Rania.
- 6 Potatoes, onions and carrots are fruits.

3 Read and complete the sentences.

- 1 The family visited Qalqilya zoo _____ weekend.
- 2 On the road the car did not _____.
- 3 Mum, Rania and Omar sang _____ songs.
- 4 The water was cold. Mum said 'Get _____ of the water!'
- 5 The children felt cold. Dad gave _____ their sweaters.
- 6 The family went to the zoo and _____ to Wadi al Badan.

4 Read page 20 and write answers to the questions.

- 1 Why did dad get angry? _____
- 2 When did the family visit Qalqilya? _____
- 3 What did the parents do at the zoo? _____
- 4 What do you think giraffes eat? _____
- 5 What did Rania wear after she played in the water? _____
- 6 Olives are fruit. Can you name some other fruit? _____

1 Read and complete the sentences.

us any some those then move

- 1 Come with _____!
- 2 Can I have _____ grapes please?
- 3 I don't want _____ of these books.
- 4 I don't like these apples, I want _____.
- 5 There are lots of cars. When can we _____?
- 6 We went to the cinema and _____ to a restaurant to eat.

2 Work in pairs. Read the sentences in activity 1 aloud.

3 Read and circle the correct words.

- 1 The family **go / went** to Qalqilya and then to Wadi al Badan.
- 2 The family **saw / see** lots of cars on the road.
- 3 Rania **thought / think** the rabbit was more beautiful than the giraffe.
- 4 Omar **got / get** out of the cold water.
- 5 Rania **play / played** in the water.
- 6 The children **were / was** cold and wore sweaters.

4 Read aloud.

Look at page 20.

Omar and Rania's family went to visit Qalqilya last weekend.

On the road the car did not move.

Omar and Rania sang some songs.

The family went to the zoo and then to Wadi al Badan.

Omar's mum told the children to get out of the cold water.

Dad gave the children their sweaters.

1 Complete the sentences with the correct words.




Last holiday ... look at page 20. What did they do?

- The family _____ (go) by car to Qalqilya.
- Omar and Rania _____ (want) the car to move.
- Mum _____ (sing) a song.
- Rania _____ (like) the rabbits. They were more beautiful than the giraffes.
- Omar _____ (touch) a giraffe.

2 Think and write sentences.

Did you _____ yesterday?

Yes, I did. / No, I didn't.

I 	He 	She 
sleep ✓	swim ✗	have a shower ✓
eat cheese ✗	jump on the bed ✓	read the newspaper ✗
play ✗	do homework ✓	write an email ✓

3 Think and match. Then write complete sentences.


I don't want these _____, I want those _____.



1 I don't want _____ apples, I want _____ apples.

2 I don't want _____ t-shirts, I want _____ trousers.

3 I don't want _____ flowers, I want _____ plants.



1 Listen and answer the questions. 

2 Read. Then listen and circle the correct words. 

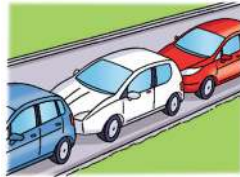
1 I can see **some** / **a** vegetables.



4 Get **out** / **in** of the water now!



2 The cars can't **move** / **run**.



5 I'd like **these** / **those** books please.



3 Are there **any** / **some** grapes?




6 Which **plants** / **apples** are those?




3 Listen and repeat. 


JOKES



What's black and white and red all over?
Answer: A hot zebra.



Which month has 28 days?
Answer: All of them.



Take 3 apples from a box with 12 apples. How many apples would you have?
Answer: 3 (they are in your hand).

4 Work in pairs. Ask and answer questions.

- What can you see?
- What's Omar doing?
- What did Rania say?
- What did mum want?
- Why was mum happy?
- What did Omar want to do?



1 Read and write answers to the riddles.

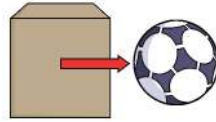
those fruit out some

1 I'm more than one. I can be two or more.




What am I?

2 I'm not in anything.



Where am I?

3 I taste like sugar. I'm a plant.



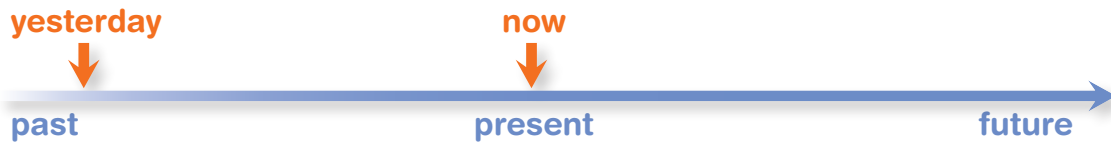
What am I?

4 It's not these balls. It's _____ balls .



Which balls am I?

2 Think and write sentences.



3 Write correct sentences. Use the past tense.



Remember, to check the ending of the past tense and use a CAPITAL letter at the start of a sentence. Use a full stop at the end of a sentence.

- 1 dad is very angry _____
- 2 rania touch the rabbit at the zoo _____
- 3 mum say that olives is fruit _____
- 4 omar get out of the cold river _____
- 5 the family cannot move in the car _____

4 Think and write sentences about your photos and pictures of Palestine.

5 Write the words. Practise your handwriting.

any out fruit vegetable plant then
move some us last those them


1 Read and complete the sentences. Check your spelling.



Here are _____ red apples.
I don't have _____ green apples.



Come and play with _____.
Let's go _____ to play.



I like _____.
_____ grapes please?



These are small _____.
_____ are big.



Eat your meat and
some _____.



I can't _____ fast.
I'm _____ in the race.

2 Work in groups of four. Make a brochure about interesting people and places in Palestine.



Ben's blog

1 Listen and repeat.

tell blog him break hospital busy nice moon
mirror too place after

2 Listen and answer the questions.

How's your leg?



Better, thanks.





1

This is me at the Manchester United football game last summer. It was a very exciting game. Manchester United won.



2

I broke my leg at the football game. I couldn't move. My dad took me to the hospital. It was very busy.

Ben tells Omar about his blog. The blog is on the internet. Ben writes his ideas every day and he puts photos in the blog. Omar reads about Ben in his blog. Last summer Ben broke his leg at the football game.

Look at the moon on the water. The sea looked like a mirror that day!



Wow! It's beautiful!

Ben told Omar about his hobby. He enjoys taking photos. He took this photo of the sea and the moon.



Look at this photo. Our families were in a restaurant. It was a nice place. We ate rice and chicken. We went to the park after the restaurant. We had a great time.


Amy and Rania looked at the blog, too.

3 Listen and say.

4 Listen and answer the questions.

Everyday
English

Better, thanks.
It's beautiful.
Wow!


1 Listen and circle the words you hear. Then match them with the pictures. 

1 after

2 busy

3 blog

4 him




5 hospital

6 break

7 tell

8 moon



9 nice

10 place

11 mirror

12 too



2 Listen and repeat the passage on page 28. 

3 Work in groups of four or five. Read the passage on page 28 aloud.

4 Read and circle the correct words.

- 1 Ben **break** / **broke** his leg last summer.
- 2 Ben writes a **blog** / **email**.
- 3 The sea looked like a **mirror** / **moon**.
- 4 The **restaurant** / **hospital** was a nice place.
- 5 The family went to the park **after** / **about** the restaurant.
- 6 Omar's family **didn't like** / **liked** rice and chicken.

1 Listen. Thumbs up or thumbs down.

2 Read. Then tick ✓ the correct sentences.

- 1 Ben broke his arm.
- 2 Ben visited England last summer.
- 3 Omar read Ben's blog.
- 4 Ben's hobby is drawing pictures.
- 5 Omar's family did not see Ben's family at the restaurant.
- 6 Omar and Ben played in the park after dinner.

3 Read and complete the sentences.

- 1 Ben showed Omar his _____.
- 2 Both Ben and Omar were _____. They looked at the photos and laughed.
- 3 Amy and Rania looked at the photos _____ Ben and Omar.
- 4 Omar's family went to the restaurant _____.
- 5 Ben broke his leg. His dad helped _____.
- 6 Amy liked the restaurant. It was _____.

4 Read page 28 and write answers to the questions.

- 1 What are the children doing? _____
- 2 Who can see the blog? _____
- 3 What can you do in a blog? _____
- 4 What does the sea look like in the photo? _____
- 5 What place did the families visit? _____
- 6 When did the families go to the park? _____

1 Read and complete the sentences.

him nice after too place busy

- 1 The hospital was very _____.
- 2 Rania said 'Amy is a _____ girl.'
- 3 Qalqilya is a beautiful _____.
- 4 Omar and Ben went to swim. Amy wanted to go _____.
- 5 Let's go and eat _____ we finish school.
- 6 Let's ask _____ to come too.

2 Work in pairs. Read the sentences in activity 1 aloud.

3 Read and circle the correct words.

- 1 Omar **look** / looked at the photos on Ben's blog.
- 2 Ben **tell** / told Omar about his leg.
- 3 Ben **broke** / break his leg last summer.
- 4 Ben **take** / took the photo of the sea. It looked like a mirror.
- 5 Amy **liked** / like the photo of the two families at iftar.
- 6 Ben's family **go** / went to the park too.

4 Read aloud.

Look at page 28.

Last summer Ben broke his leg at the football game.

Ben's dad took him to the hospital. The hospital was very busy.

Ben wrote about his leg on his blog. His friends in England read about his leg and saw the photos too.

Amy saw a photo of the two families at a restaurant. Amy liked it. It was a nice place.



1 Complete the sentences with the correct words.

More about the blog ... look at page 28. What did they do?

- 1 Ben _____ (tell) Omar about his blog.
- 2 Ben _____ (put) up photos and _____ (write) on his blog.
- 3 Omar _____ (ask) about Ben's leg.
- 4 Manchester United _____ (win) the football game.

2 Look and complete the sentences.

them her him me

Listen to _____.
That's a nice song.



Look at _____.
They're happy.



Mum's cooking. Let's
help _____.



This is _____
when I was a baby.



3 Think and complete the sentences.

What do you think?

beautiful nice not busy busy

- 1 I think flower A is _____.
- 2 I think flower B is _____.



- 3 I think boy C is _____.
- 4 I think boy D is _____.



1 Listen and answer the questions. 



This is my blog. My name is Omar. I'm 11 years old. Rania is my twin sister. We live in Ramallah with our parents.

Last weekend we went to Qalqilya zoo. It's a nice place. We saw a beautiful giraffe at the zoo. I gave it an apple. After that we went to Wadi al Badan.

2 Read. Then listen and circle the correct words. 



1 The market was very **busy / quiet**. There were many people and animals.



2 The girls played and the small boy wanted to play **too / again**.



3 The mother said, 'Let **him / them** play with you'.



4 The small girl **told / tell** her mother a nice story.



5 The park looked like a **nice / clever** place.



6 The small girl saw her new sister in **hospital / home**.

3 Listen and repeat. 

We're all going to see the moon tomorrow,
Moon tomorrow, moon tomorrow.
We're all going to see the moon tomorrow.
To see it all night long!



4 Work in pairs. Ask and answer questions.

What can you see?

What did Ben tell Omar?

What did Omar do on the blog?

What did Omar like?

What did they do in the restaurant?

What did they do after that?




1 Read the clues and complete the crossword.

Down ↓

- 1 It is a city. It is a park. It is a house. It is a school. What is it?
- 2 You can see people and things in me. What am I?
- 4 I like to move. I don't like to sit. What am I?

Across →

- 3 It is not very good, it is not very bad. What is it?
- 4 You write on it. You put photos on it. Your friends can see it. What is it?
- 5 I can be a boy, a father or a grandfather. Who am I?



2 Think and write words. Then make a crossword.

3 Write correct sentences.

her went to the zoo.
She went to the zoo.



Remember, (a) to use the correct word; (b) to check the use a CAPITAL letter at the start of a sentence; and (c) to use a full stop at the end of a sentence.

- 1 omar made a blog and ben helped her _____
- 2 rania is him sister _____
- 3 omar wrote about a giraffe, he fed he _____
- 4 dad was angry, him didn't like busy roads _____
- 5 rania and amy liked they families eating at the restaurant _____
- 6 amy told omar him was a busy boy _____

4 Think and write sentences about your pictures and photos of Palestine.

5 Write the words. Practise your handwriting.

after busy blog him hospital break tell
moon nice place mirror too

1 Read and complete the sentences. Check your spelling.



1 Come _____ 5 o'clock!

2 The girl is _____ writing an email.



3 This is Omar's _____.

4 Give _____ an ice-cream please!



5 He was hurt. He went to _____.

6 She _____ the chair.



7 Omar, can you _____ me the time please?

8 The _____ is very big.



9 This restaurant is a very nice _____.

10 The _____ is very small.



11 I have Amy's hand and I have Rania's hand _____.

2 Work in groups of four. Make a blog about people and places.

Revision

1 Listen and read.

Three friends liked a princess. They wanted to marry her. She asked them for a present.



Hassan found a mirror. He could see all things in it.



Basim found a rug. He could fly on it and see all things.



Murad found an apple. It helped people when they did not feel well.



They looked in the mirror and saw the princess. She was not well. They flew very fast to her palace on the rug.



Murad gave her the apple. She ate it. She got better. Who did the princess marry?



Murad gave me all he had. I am going to marry Murad.

2 Listen and answer the questions.

3 Listen and say.

Everyday
English

She's lovely.
She's gorgeous.

4 Work in groups of four. Read the passage aloud.

1 Listen. Clap or stamp. 

2 Read and match.

- | | | |
|----------------------------------|--------------------------|--|
| 1 Three friends liked a princess | <input type="checkbox"/> | a and saw the princess. She was not well. |
| 2 They looked in the mirror | <input type="checkbox"/> | b and flew to her palace. |
| 3 They jumped on the rug | <input type="checkbox"/> | c but now you don't have the apple. |
| 4 Your mirror helped me | <input type="checkbox"/> | d and you have your mirror. |
| 5 Your rug helped me | <input type="checkbox"/> | e and wanted to marry her. |
| 6 Your apple helped me | <input type="checkbox"/> | f and you have your rug. |

3 Look at the pictures on page 36 and write sentences to describe them.

1 Three friends liked a princess and wanted to marry her.

2 _____

3 _____

4 _____

5 _____

4 Look and complete the sentences.



1 Three friends _____.
She asked for a _____.



2 Hassan found _____.



3 Basim found _____.



4 Murad found _____.



5 The princess got _____.



6 The princess _____
Murad.



1 Look at the pictures and complete the sentences.

by for all wedding about



1 _____ the family went to the _____.

2 The family went to Scotland _____ car. Dad drove _____ six hours.

3 Mum told us a story _____ a princess and three friends.

2 Work in pairs. Read the sentences in activity 1 aloud.

3 Read and circle the correct words.

- All the family **went** / go to the wedding.
- They **were not** / was not in the car for eight hours.
- The dad **wanted** / didn't want to drive for six hours again.

4 Read aloud. Look at page 36.

There were three friends. They all wanted to marry a princess. The first friend was Hassan. He looked and found a mirror. The second friend was Basim. He looked and found a clever rug. The third friend was Murad. He looked and found an apple. It was the cleverest present.

One day they all looked in the mirror and they saw the princess was not feeling well. They jumped on the rug and flew to her palace.


Murad gave her his apple. She ate it. She got better. The princess married Murad.

5 Complete the sentences.

1 The friends looked in the _____.



2 They jumped on the _____.



3 The princess ate the _____.



4 Murad and the princess got _____.



1 Listen and answer the questions. 

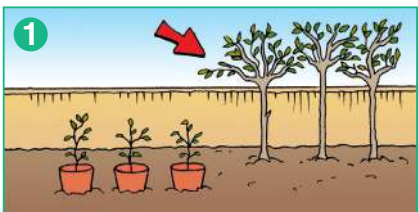


2 Work in pairs. Ask and answer the questions.

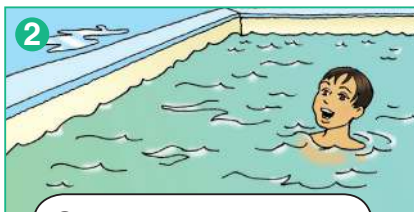
- What did Rania and her parents do last night?
- Why did they do that?
- How did Rania break her arm?
- Why did she jump on her bed?

3 Read and complete the sentences.

out some those



These are the vegetables,
_____ are the fruit plants.



Omar, come _____
of the pool now!



Would you like _____
lemonade?

4 Work in pairs. Choose a unit task from Units 10–13. Then talk about it to another pair.

5 Sing or chant one of the songs in Unit 11 or 13.

The 'Best of Palestine' tour

1 Listen and repeat.

next tour arrive meet travel ruin before
float leave near tomorrow our



2 Listen and answer the questions.

Ben's family are going to have a holiday. They are going on a tour of Palestine. They look at a map of Palestine.



When are we going to have a holiday?

We're going next October. The weather is cooler. I can't wait!



Oh wow, we're going to visit Ein Kenya. I'm going to tell Omar tomorrow. I'm so excited!

This is what we are going to do on holiday. We're going to visit Jerusalem before Ramallah.

The Best of Palestine 7-day tour

Tuesday	Arrive in Jerusalem. Omar to meet us for a tour. Visit the old market.	
Wednesday	Morning: travel to Ramallah. Drive in the mountains and valleys to Ein Kenya.	Afternoon: arrive at Ein Kenya. Eat a picnic lunch. Walk and see the animals and birds.
Thursday	Morning: drive to Nablus. Visit the market. Go to Sabastiya to see the old ruins.	Afternoon: drive to Jenin. See the olive farms. Pick olives.
Friday	Morning: travel to Jericho. Before lunch visit the old ruins and Hisham Palace.	Afternoon: go to the Dead Sea. Float in the water at the Dead Sea.
Saturday	Morning: travel to Bethlehem.	Afternoon: visit Bethlehem. See the famous Church of the Nativity.
Sunday	Morning: travel to Hebron. Meet the Smith family. Visit the Ibrahimi mosque.	Afternoon: travel to Gaza. Swim in the sea. Leave in the evening.

3 Listen and say aloud.

4 Listen and answer the questions.

Everyday
English

I can't wait!
I'm so excited!


1 Listen and circle the words you hear. Then match them with the pictures. 

1 tour

2 before

3 meet

4 near



5 our

6 tomorrow

7 ruins

8 next



9 float

10 arrive

11 travel

12 leave



2 Listen and repeat the passage on page 40. 

3 Work in groups of four or five. Read the passage on page 40 aloud.

4 Read and circle the correct words.

- 1 Ben's family are going to take a holiday **next** / **near** October.
- 2 Ben is going to tell Omar about his holiday **tomorrow** / **today**.
- 3 Ramallah is **next** / **before** Ein Kenya.
- 4 Amy likes to draw **ruins** / **new buildings**.
- 5 The family are going to **travel** / **meet** by car.
- 6 The family are going to **leave** / **arrive at** Gaza in the evening.

1 Listen. Clap or stamp.

2 Read. Then tick ✓ the correct sentences.

- 1 Ben's family are going to take a holiday in Jordan.
- 2 Omar is going to take us on a tour in Jerusalem.
- 3 There are lots of things to do in Palestine.
- 4 Ein Kenya is near to Jericho.
- 5 There are ruins in Sabastiya.
- 6 They are going to Gaza in a bus.

3 Read and complete the sentences.

- 1 Ben is going to tell Omar about his holiday _____.
- 2 Ben's family are going to _____ the Smith family in Hebron.
- 3 First the families are going to _____ in Jerusalem.
- 4 They are going to visit Jericho _____ Bethlehem.
- 5 They are going to take a holiday _____ October.

4 Read page 40 and write answers to the questions.

- 1 What are Ben's family doing? _____
- 2 When are they going to take a holiday? _____
- 3 Where is Omar going to take the family on a tour? _____
- 4 Where can the family float in the water? _____
- 5 Which city is near Ein Kenya: Ramallah or Nablus? _____
- 6 What do you think Omar is going to show the family in Jerusalem? _____

1 Read and complete the sentences.

near our next arrive leave before

- 1 Ben said, 'I'm going to tell Omar about _____ holiday.'
- 2 The _____ day is tomorrow.
- 3 It's cold in the evening. Let's _____ before 6 o'clock.
- 4 Ramallah is _____ Jerusalem.
- 5 There are lots of cars on the road. We are going to _____ late.
- 6 They are going to visit Jerusalem _____ they go to Ramallah.

2 Work in pairs. Read the sentences in activity 1 aloud.

3 Read and circle the correct words.

- 1 Ben's family **went** / **are going to** take a holiday.
- 2 Omar **is going to take** / **took** them on a tour in Jerusalem.
- 3 The family **are going to arrive** / **arrived** in Jericho before the Dead Sea.
- 4 Ben **told** / **is going to tell** Omar about the visit to Ein Kenya tomorrow.
- 5 They **are going to leave** / **left** Gaza in the evening.

4 Read aloud.

Look at page 40.

Ben's family are going to take a holiday next October. They are going to drive around Palestine. They are going to visit lots of cities. They are going to visit Sabastiya. It is near Nablus. It has lots of ruins.

They are also going to visit olive farms in Jenin. They are going to pick olives.

Before Hebron they are going to visit Bethlehem. The Church of the Nativity is there. After Hebron they are going to arrive in Gaza.



1 Complete the sentences with the correct words.

Tomorrow ... What are they going to do?

- 1 Ben and Amy are _____ (take) a holiday.
- 2 Ben's mother is _____ (buy) lots of things in the market.
- 3 Ben's father is _____ (drive) around Palestine.
- 4 They are _____ (meet) the Smith family in Hebron.

2 Think and complete the sentences with the correct words.

What are you going to do tomorrow?

- 1 I am _____ (give) my friend a present.
- 2 I am _____ (work) hard.
- 3 I am _____ (play) basketball.
- 4 I am _____ (help) my father.

3 Think and complete the sentences.

play tennis swim play volleyball play with friends

Omar and Rania are going to take a holiday.



What is Omar going to do?

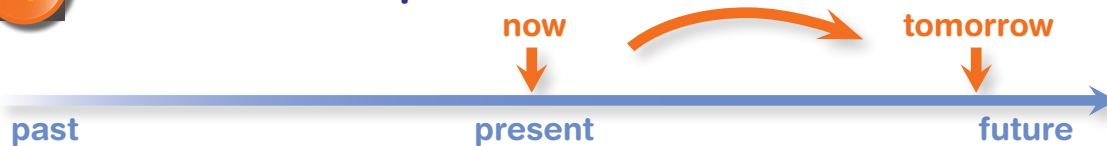
- 1 Omar is _____.
- 2 He is _____.



What is Rania going to do?

- 3 Rania is _____.
- 4 She is _____.

4 Think and complete the sentences.



1 What are you doing now?

- a I am _____ (read) a newspaper.

What are you going to do tomorrow?

- a I am _____ (read) a story.

1 Listen and answer the questions.



2 Read. Then listen and circle the correct words.

- Rania is going to **float** / swim in the Dead Sea.
- Rania and Omar are going to play a game **before** / after lunch.
- Omar and Bilal are going to play football **today** / tomorrow.
- Omar and his dad are going to hike up a mountain **next** / last month.

3 Listen and repeat.

I'm going to float on a boat before you.
I'm going to float on a boat next holiday.

Where?

There! By the ruins near the Dead Sea.

By the ruins?

Yes the ruins!

4 Work in pairs. Ask and answer questions.

What's Omar going to do?


What's Rania going to do?

When's Omar going to play football?

When's Rania going to get out of the sea?



1 Find words in the word snake. Then complete the sentences.



- 1 Omar is going to come on _____ tour.
- 2 Ramallah is _____ Ein Kenya.
- 3 You can _____ in the Dead Sea.
- 4 Let's _____ at 5 o'clock.
- 5 Let's go _____ there are lots of cars on the road.
- 6 We're going to _____ by car.
- 7 We're going to have lunch. We're going to _____ at the restaurant at 12 o'clock.
- 8 They're going to travel to Rafah. They're going to _____ Gaza in the evening.
- 9 I'm going to give you a map _____.

2 Complete and correct the sentences.

him her them

Remember, THINK about who the sentence is about! Use these words. Don't forget capital letters.



- 1 omar is going to help us. please give _____ the map
- 2 look at those birds. let's take a photo of _____
- 3 amy's on the telephone. please talk to _____

3 Think and write sentences about what you're going to do.

What are you going to see?

Where are you going?

What are you going to do?

Sunday morning
afternoon

Monday morning
afternoon

4 Write the words. Practise your handwriting.

tour before meet near our tomorrow
next ruins float travel arrive leave

1 Read and complete the sentences. Check your spelling.



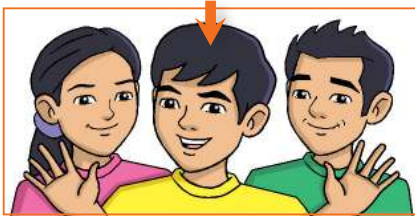
1 We're going on a _____ of Ramallah.



2 Let's go _____ 4 o'clock.



3 The shoes shop is _____ the clothes shop.




4 This is _____ friend.




5 _____ is my birthday!



6 I'm _____!



7 These _____ are very old.



8 My toy duck can _____.



9 I'm going to _____ by car.



10 Let's _____ at ten o'clock.



11 We're _____ before the sun goes down.



12 Let's _____ at the cinema.

2 Work in groups of four. Make a tour itinerary of places in Palestine to visit.


Can I use it?

1 Listen and repeat.

laptop screen turn on use click choose borrow
press button try remote control mobile phone


2 Listen and answer the questions.

Screen – you can read blogs on it. When you turn it on, it looks like a TV.




Keyboard – you use it to write.

Laptop – it's easy to take this computer with you. It's very light.



Mouse – you choose things on the screen with it.



That's a nice laptop. Can I use it?

Sure! Click on the mouse. Look at these games. You can choose a game and play it.

OK! Can I play this game?

Sure!


Ben and Omar are using the computer. Omar turns on the computer. He uses the mouse and clicks the picture on the screen.



Can I try your mobile phone please?

Sure! Here you are.

Amy borrows Rania's new mobile phone. Rania tells her, 'You press the blue button to turn on the mobile phone. You press the telephone numbers. Next you press the green button.'



Omar, give me the remote control please. It's time for the news.

Dad, can we watch the cartoons?

OK, after the news programme.


Omar's family are in the living room. Omar has the remote control.

3 Listen and say.

Everyday
English

Sure!
Can I try your mobile phone please?

4 Listen and answer the questions.

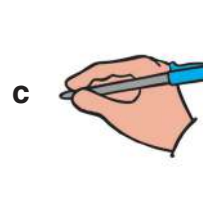
1 Listen and circle the words you hear. Then match them with the pictures. 

1 choose

2 use

3 try

4 borrow

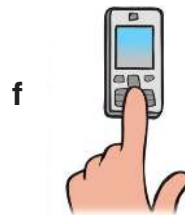


5 press

6 turn on

7 laptop

8 mobile phone

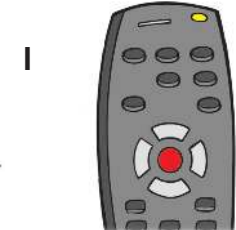



9 button

10 remote control

11 screen

12 click



2 Listen and repeat the passage on page 48. 

3 Work in groups of four or five. Read the passage on page 48 aloud.

4 Read and circle the correct words.

- 1 You look at the **screen** / **remote control** to see the pictures and writing.
- 2 To turn on the computer you **press** / **borrow** the button.
- 3 You use a **remote control** / **mobile phone** to speak to a friend.
- 4 You **use** / **borrow** a mouse to move around the screen.
- 5 A **laptop** / **screen** is a light computer.
- 6 You **click** on the **mobile phone** / **mouse** to choose a new game.

1 Listen. Turn around or head down.

2 Read. Then tick ✓ the correct sentences.

- 1 You use a keyboard to write on the computer.
- 2 A computer is lighter than a laptop.
- 3 You press the buttons on a remote control to choose a TV programme.
- 4 You borrow things from friends.
- 5 You need to press the button to turn on mobile phones, TVs and computers.
- 6 TVs, computers and laptops all have remote controls.

3 Read and complete the sentences.

computer remote control mobile phone borrow click turn on

- 1 Amy wants to _____ Rania's mobile phone.
- 2 Omar plays a game on Ben's _____.
- 3 Rania has a _____.
- 4 Omar's dad wants to _____ the TV.
- 5 Omar said, 'Can I play this game?' Ben said, 'Sure. _____ here.'
- 6 You can use the _____ to turn on the TV.

4 Read page 48 and write answers to the questions.

- 1 What does Omar see the computer games on? _____
- 2 How does Omar move the pictures on the computer? _____
- 3 There are three computer games. Omar wants to play one. What does he need to do?

- 4 Amy needs to use the mobile phone. What does she need to do? _____
- 5 Which is heavier? A laptop or a computer? _____
- 6 Amy doesn't have a mobile phone. She needs to call her mum. What does she do?

1 Read and complete the sentences.

screen remote control laptop button mobile phone try

- 1 Look at the _____ to read the email.
- 2 Use my _____ _____ to speak to your mother.
- 3 Press the _____ to choose the TV programme.
- 4 Please can I _____ it next?
- 5 Use the _____ _____ to turn on the TV.
- 6 I want to buy a _____, it's lighter than a computer.

2 Work in pairs. Read the sentences in activity 1 aloud.

3 Read and circle the correct words.

- 1 Omar *borrow* / *borrowed* Ben's computer.
- 2 Omar's dad *choose* / *chose* the TV programme.
- 3 Rania *help* / *helped* Amy use the mobile phone.
- 4 You *click* / *clicks* on the mouse.
- 5 You *press* / *pressed* the blue button to turn on the mobile phone.
- 6 You *turn* / *turns* on the computer with this button.

4 Read aloud.

Look at page 48.

A computer is heavy. A laptop is light. Both have screens, keyboards and a mouse. You click on the mouse to choose programmes.

Ben and Omar are using the computer. Omar wants to choose a game. He needs to click on the mouse. They see the game on the screen.

Rania has a new mobile phone. Amy wants to borrow it. Amy can't use it. Rania helps her to find the blue button. 'Look Amy you need to turn on the mobile phone first and then you speak on it.'

You can use a remote control to choose programmes on the TV. You do not need to stand up when you have a remote control.



1 Complete the sentences with the correct words.

Today ... look at page 48. What are they going to do in five minutes?

- 1 Omar and Ben are _____ (play) a computer game.
- 2 Omar is _____ (watch) the cartoons.
- 3 Amy is _____ (borrow) Rania's mobile phone.
- 4 Rania is _____ (help) Amy use the mobile phone.
- 5 Amy is _____ (press) the buttons on the mobile phone.

2 Think and complete the sentences with the correct words.

What are you going to do this afternoon?

- 1 I am _____ (walk) home.
- 2 I am _____ (eat) my lunch.
- 3 I am _____ (do) my homework.
- 4 I am _____ (listen) to music.
- 5 I am _____ (use) the computer.

3 Think and complete the sentences.



- 1 (borrow your bike)
Can I borrow your bike, please? _____



- 2 (come in)



- 3 (use your mobile phone)



- 4 (borrow your book)

4 Think and complete the sentences.

games computer
work uses

- 1 Do you have a computer, Amy?



- 2 We have a family _____. My father _____ it for his _____. Ben and I use it to play _____.

1 Listen and answer the questions.



Sure! What do you want to do?

OK. There are lots of games. Look at the names and choose one.

First turn on the computer. Now move the mouse on the name of the game. Click the button on the mouse.



Amy: Rania, can I borrow your mobile phone again, please?

Rania: Sure, here you are.

Amy: How do I turn it on?

Rania: Press this blue button. Then press the number buttons.

2 Read. Then listen and circle the correct words.

- Omar is going to **use** / **play** a computer game.
- Omar is reading the **button** / **screen**. He wants to find a game.
- Omar needs to **choose** / **press** a game.
- Ben tells Omar to **turn on** / **press** the computer.

3 Listen and repeat.

Everyone join in!
Click your fingers, like this, like that.
Press them together, show me how!
Can I click my fingers?
Of course you can, come on do it!
Like this and like that!

4 Work in pairs. Ask and answer questions.

What can you see?

Where's Ben?

What's Omar going to do?

What's Amy going to do?

What does Ben say?

What does Rania say?




1 Read the clues and complete the crossword.

Down ↓

- 1 You use this to turn on the TV. (2 words)
- 2 This is lighter than a computer.
- 3 You need to do this when there is more than one thing.
- 4 You do this when you play on the computer. You ... it.
- 6 It's not a present. I'm not giving it to you. You can ... it.
- 7 This is what you press!
- 9 You look at this to see what's on the TV and computer.

Across →

- 5 You use this to speak to friends who are not near you. (2 words)
- 8 You need to do this to turn on the computer. You ... a button.
- 10 When you use something for the first time, you ... it.
- 11 You need to do this to use the computer. (2 words)
- 12 You do this on a mouse!



2 Think and write sentences.

Can I ... please?



Yes, here you are.

OK.

Sure!

- A: Can I _____?
- B: _____.
- A: Can I _____?
- B: _____.

3 Think and write sentences about your photos and pictures of machines.

4 Write the words. Practise your handwriting.

try use choose borrow press turn laptop
 mobile phone button remote control screen click

1 Read and complete the sentences. Check your spelling.



1 I'm going to _____ to ride this bike.

2 He's going to _____ my computer.



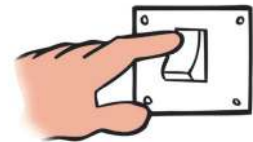
3 Please _____ one ice-cream.

4 She's going to _____ my book.



5 You need to _____ this button.

6 Please _____ on the light.




7 This is my _____.

8 Please use my _____.



9 You need to press this _____.

10 Use the _____ to turn it on.

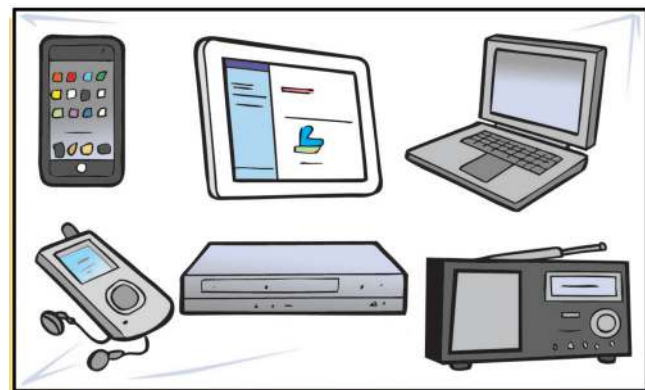


11 Look at the TV _____.

12 You need to _____ the mouse to choose the game.



2 Work in groups of four. Make a poster of your machines.



What will happen?


1 Listen and repeat.

robot rescue future everyone spacesuit planet
spaceship scientist science lab outer space grow


2 Listen and answer the questions.

What will happen in the future? There will be robots. They will look like police officers. They will help to rescue us.

That sounds so cool!



People will live on the moon. Everyone will wear spacesuits. It will be very cold on the moon.



People will travel in spaceships to other planets in outer space. Scientists will grow new plants in science labs.



Robots will do all the work. Children will play all day!



Children won't go to school. They will learn at home with computers.



Everyone will use computers. They will be smaller and cheaper than the computers today. They will be lighter.



That's amazing!

3 Listen and say.

4 Listen and answer the questions.

Everyday
English

That sounds so cool!
That's amazing!

1 Listen and tick ✓ the words you hear. Then match them with the pictures. 

1 spaceship

2 spacesuit

3 science lab

4 scientist


a



b



c



d



5 planet

6 future

7 grow

8 outer space

e



f



g



h



9 rescue

10 everyone

11 robot

i



j



k



2 Listen and repeat the passage on page 56. 

3 Work in groups of four or five. Read the passage on page 56 aloud.

4 Read and circle the correct words.

- 1 One hundred years from now **robots / cats** will help us.
- 2 We will travel to outer space by **spaceship / car**.
- 3 We will wear **spaceships / spacesuits**.
- 4 We will live on the moon and on other **planets / countries**.
- 5 Children will learn at home. **Everyone / Anything** will use small and light computers.
- 6 Scientists will work in **science labs / schools** in outer space.

1 Listen. Clap or stamp.

2 Read. Then tick ✓ the correct sentences.

- 1 In the future people will use small and cheap computers.
- 2 Robots won't do the work. Children will do all the work.
- 3 Robots will help police officers to rescue people.
- 4 Everyone will have robots to help them.
- 5 People will live on the moon. They will wear spacesuits.
- 6 People will travel to other planets by train.

3 Read and complete the sentences.

- 1 Amy thinks people will live on the moon. They will wear _____.
- 2 Ben thinks children won't go to school. _____ will have fast and cheap computers.
- 3 Rania thinks children will play all day. _____ will do all the work.
- 4 Omar thinks people will travel to other _____ by spaceship.
- 5 This will be in the _____, 100 years from now.
- 6 Robots will help to _____ people.

4 Read page 56 and write answers to the questions.

One hundred years from now ...

- 1 Where will people live? _____
- 2 Who will do the work? _____
- 3 Where will children learn? _____
- 4 When will this be? _____
- 5 How will people travel to outer space? _____
- 6 What will people wear on the moon? _____

1 Read and complete the sentences.

spacesuits everyone be rescue future outer space

- 1 You wear _____ in outer space.
- 2 One hundred years from now _____ will have computers.
- 3 Robots will help police officers in the _____.
- 4 Police officers and robots will _____ people.
- 5 There will _____ cheap and light computers.
- 6 Spaceships will travel to _____.

2 Work in pairs. Read the sentences in activity 1 aloud.

3 Read and circle the correct words.

One hundred years from now ...

- 1 Children **won't** / **will** go to school.
- 2 Robots **won't** / **will** help police officers.
- 3 Scientists **won't** / **will** live in space labs.
- 4 People **won't** / **will** live on the moon.
- 5 People **won't** / **will** do their cleaning. Robots will help them.
- 6 People **won't** / **will** grow new plants.

4 Read aloud.

Look at page 56.

The children are thinking about one hundred years from now. This will be our future. Who will help to rescue people? Will there be police officers or robots?

Rania thinks children won't work. They will play all day.

Omar thinks scientists will live and work in space labs. They will travel in outer space by spaceship.

Amy thinks people will live on the moon and wear spacesuits.

Ben thinks children won't go to school. They will learn at home with computers. There will be no teachers!

Will everyone have a light and cheap computer? What do you think?



1 Complete the sentences with the correct words.

One hundred years from today ... see page 56. What will we do?

- 1 Robots and police officers _____ (rescue) us when we need help.
- 2 We _____ (use) cheap and light computers.
- 3 We _____ (travel) by spaceship to outer space.
- 4 We _____ (learn) at school. Computers will be our teachers!
- 5 We _____ (wear) spacesuits on the moon.
- 6 Scientists _____ (live) in space labs.

2 Think and complete the sentences.

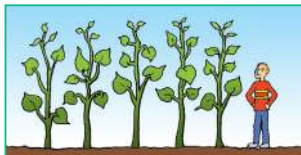
What will people do in the future?

- 1 They won't live in buildings. They _____ (live) under the sea.
- 2 They won't travel by plane. They _____ (travel) by spaceship.
- 3 They won't read from books. They _____ (read) on computer screens.
- 4 They won't grow plants on farms. They _____ (grow) plants on the moon.

3 Think and complete sentences about the future.



1 It _____
very hot.



2 Plants _____
tall.



3 Omar _____
a doctor.



4 Rania _____
a mother.

4 Think and complete the sentences with the correct words.



1 What do you do every day?

a I _____ (read) my emails.

What will you do next weekend?

b I _____ (read) blogs.

2 What does he/she do now?

a He/She _____ (use) computers in
some lessons.

What will he/she do in the future?

b He/She _____ (use) computers in
all lessons.

1 Listen and answer the questions. 

2 Read. Then listen and circle the correct words. 

- 1 Robots / People will clean the bedrooms.
- 2 Girls will wear pink or purple spacesuits / spaceships.
- 3 Scientists will grow new plants in the past / future.
- 4 Small robots will help / give scientists in space labs.
- 5 People will travel to planets by spaceship / ship.
- 6 Scientists will travel to planets / countries in outer space.

3 Listen and repeat. 

IN THE FUTURE

What will we wear?

Spacesuits of course!

How will we travel?

By spaceship!

Where will we go?

To planets in outer space!

4 Work in pairs. Ask and answer questions.

One hundred years from now ...

What will you see?

Who will clean your bedroom?

How will you learn?

What will you eat?

What will you wear?

How will you travel?




1 Read and match the sentences with the pictures. Then write them by the pictures.

- a Robots will cook and clean.
- b People will live and work on the moon.
- c People will travel by spaceship to outer space.
- d Children will learn with small computers.
- e Children will not go to school.
- f Children will play all day.














2 Think and write about life in the future.

3 Write the words. Practise your handwriting.


spaceship spacesuit science lab scientist planet
 future everyone outer space rescue grow robot

1 Read and complete the sentences. Check your spelling.

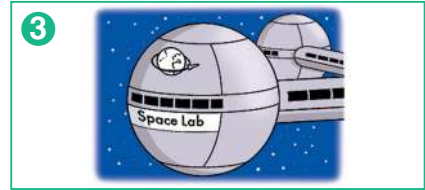
One hundred years from now ...



1 People will travel by _____.



2 People will wear _____.



3 _____ will work in _____.



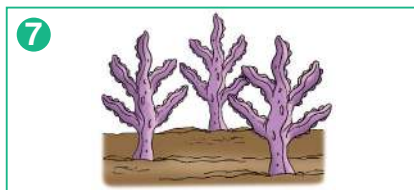
4 People will travel to _____ in _____.



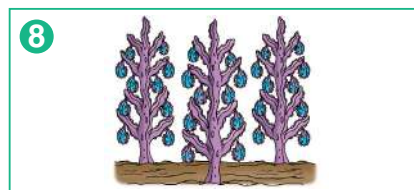
5 _____ will be happy in the _____.



6 _____ will _____ people when they need help.



7 Scientists will _____ new plants.



8 These new plants will _____ very tall.

2 Work in groups of four. Make a report about what things will be like in 100 years' time.

Palestine in 100 years' time


People will travel by spaceship.

There will be no cars.

People will not work in shops.

Robots will work in shops.

They will help you in clothes and shoe shops.



Revision

1 Listen and read. 

A rescue



Tarja was from Finland. She was a scientist. She worked in a science lab. One day she worked late. Everyone went home. Tarja could not open the door. She did not feel well.



There was no telephone in the science lab. There was a computer. She used the computer and wrote an email to ask for help.



A boy in the USA read her email and told his mother. His mother spoke to the police.



The police in the USA spoke to the police in Finland. The police in Finland rescued Tarja.

Today we have mobile phones and can speak to police officers. They can come and rescue us. In the future how will we get help? What do you think?

2 Listen and answer the questions. 

3 Listen and say. 

Everyday English

I don't feel well.
What do you think?

4 Work in groups of four. Read the passage aloud.

1 Listen. Thumbs up or thumbs down. 

2 Look and number the pictures 1-4 in the order they happen.



3 Write the sentences in the correct order.

Tarja did not feel well.

- | | |
|---------|---------|
| 1 _____ | 2 _____ |
| 3 _____ | 4 _____ |

4 Look and complete the sentences.



- | | |
|---|------------------|
| 1 Everyone _____
They _____ the door.
Tarja _____ | 2 She sent _____ |
|---|------------------|



- | | |
|--|--|
| 3 A boy in the USA _____
His mother _____ | 4 The police in the USA _____
The police in Finland _____ |
|--|--|

1 Look at the pictures and complete the sentences.

float meet rescue robots outer space tomorrow



In the future everyone will travel to _____ by spaceship. People will have _____ to do their cleaning.



Anas wanted to _____ in the Dead Sea last weekend. He needed help. His friends swam fast to _____ him.



I'm going to _____ my friend at the coffee shop _____.

2 Work in pairs. Read the sentences in activity 1 aloud.

3 Read and circle the correct words.


- In the future people **will / won't** travel by spaceship.
- I'm going to **meet / met** my friend tomorrow.
- My plane **will / won't** leave at 2:05, it will leave at 10:00.
- He's going to **borrowing / borrow** my mobile phone.
- He **will / is going** to choose a laptop.

4 Read aloud. Look at page 64.

Tarja was a scientist. She lived in Finland. She worked in a science lab. One day she worked very late. Everyone went home.


When Tarja wanted to go home she could not open the door. 'Oh no!' she said. 'I don't feel well.' She did not have a telephone. She had a computer. She wrote an email and asked for help. A boy in the USA read her email and told his mother. His mother spoke to the police. The police in the USA spoke to the police in Finland. The police in Finland rescued her.

1 Read and complete the sentences.

1 I use a  every day. _____

2 Sometimes the  is on top of the . _____

3 The  is next to the . _____

4 My dad changes the TV programme with the . _____

2 Listen and answer the questions. 



A visit to Ein Kenya – Our tour	
Morning	
08:00	Arrive at Ein Kenya. Eat breakfast. See the plants.
09:30	Leave the plants. See the zebras.
10:30	Walk to the elephants.
12:00	Meet friends. Have a picnic near the birds.
Afternoon	
3:00	Leave Ein Kenya. Travel home by bus.

3 Work in pairs. Ask and answer questions.

What can you see? What are they doing?

Where are Ben and Omar going to have their picnic? What does Ben like doing there?

4 Read and complete the sentences.

- Please _____ my cat, it is in the tree.
- Can I _____ the remote control, please?
- _____ this button to turn on the mobile phone.

borrow rescue
press

5 Work in pairs. Choose a unit task from Units 15–17. Then talk about it to another pair.

6 Sing or chant one of the songs in this book.

My dictionary

Write the words in Arabic to help you remember what they mean.

Activities/Verbs

marry _____

look for _____

look like a princess _____

rescue _____

press a button _____

try _____

borrow _____

click on the mouse _____

choose _____

use _____

turn on the TV _____

leave _____

float _____

move _____

grow plants _____

tell _____

write a blog _____

break _____

hear _____

arrive _____

travel by plane _____

meet _____

go on a tour _____

hide _____

laugh _____

be angry _____

Pronouns

us _____

him _____

our _____

both _____

everyone _____

them _____

those _____

nothing _____

Adjectives

greedy _____

nice _____

busy _____

Prepositions

about _____

by _____

for _____

with _____

near _____

Adverbs

also _____

out _____

too _____

again _____

Nouns

wedding _____
 princess _____
 plant _____
 wolf _____
 mirror _____
 hour _____
 end _____
 remote control _____
 mobile phone _____
 robots _____
 future _____

Computer

screen _____
 laptop _____
 button _____

Space

spacesuit _____
 planet _____
 spaceship _____
 scientist _____
 science lab _____
 outer space _____

Sequencing

then _____
 after _____
 next _____
 before _____
 tomorrow _____
 last _____

Everyday English

Oh no! _____
 Oh look there's...! _____
 Once upon a time ... _____
 Lucky for me! _____
 I have an idea! _____
 In the end ... _____
 Keep calm! _____
 Of course! _____
 It's beautiful! _____
 Thanks. _____
 Wow! _____
 I can't wait! _____
 I'm so excited! _____
 Oh great! _____
 Sure! _____
 Can I try your mobile phone please?

 That sounds so cool!

 That's amazing! _____

Amounts/Quantities

all _____
 any _____
 some _____

Places

hospital _____
 palace _____
 moon _____
 road _____
 ruin _____

Food

fruit _____
 vegetable _____





Macmillan Education
Between Towns Road, Oxford OX4 3PP
A division of Macmillan Publishers Limited
Companies and representatives throughout the world

ISBN 978-0230-41558-4

Text, design and illustration © Macmillan Publishers Limited 2012
Written by Wendy Arnold

The author has asserted her right to be identified as the author of this work in accordance with the Copyright, Design and Patents Act 1988.

First published 2012

All rights reserved; no part of this publication may be reproduced, stored in a retrieval system, transmitted in any form, or by any means, electronic, mechanical, photocopying, recording, or otherwise, without the prior written permission of the publishers.

Designed by Melissa Orrom Swan
Typeset by J&D Glover Ltd
Illustrated by Giorgio Bacchin, Claire Mumford, Andy Robb and Simon Rumble
Cover design by Macmillan Publishers Limited 2012
Cover photograph by Mahmoud illean/Demotix/Corbis
Picture research by Alison Prior

The author would like to thank the publishing team at Macmillan, as well as all the committee in Palestine who have tirelessly given their time to this project.

Any views expressed in this publication are those of the Palestinian National Authority and represented by the Publisher on behalf of the Authority.

These materials may contain links for third party websites. We have no control over, and are not responsible for, the contents of such third party websites. Please use care when accessing them.

Although we have tried to trace and contact copyright holders before publication, in some cases this has not been possible. If contacted we will be pleased to rectify any errors or omissions at the earliest opportunity.

Printed and bound in Palestine

2017 2016 2015 2014 2013
10 9 8 7 6 5 4 3 2