

BASIC EDUCATION 6B CLASSBOOK

English for Me




2015-2016

MINISTRY OF EDUCATION, SULTANATE OF OMAN

ENGLISH FOR ME - GRADE 6B CLASSBOOK

2015-2016





H. M. QABOOS BIN SAID, SULTAN OF OMAN

Contents

Unit 1 Watching the world page 2

Unit 2 The world of food page 12

Unit 3 The story of stories page 22

Unit 4 Great explorers page 32

Unit 5 Time for fun! page 42

Word store page 52



Membership Card


Name: _____

Age: _____

Country: _____

Likes: _____

Dislikes: _____



Watching the world

1 Listen and check.

Listen to the telephone conversation and tick the correct information.



1. Maha is talking to:

her grandmother.

David.

Vicky.

2. Vicky thinks the weather is:

too cold.

too hot.

great.

3. It's:

Vicky's birthday.

the school holidays.

Eid.





2 Listen and match.

1 Paul

2 Sami and Ahmed

3 Zeynab

4 Suzy




5 Tim and Steve


6 Maryam and Naila

8 Saif


7 Mary and Helen

FOOD

	
an egg	an apple
	
an orange	an ice-cream




A Map of the World



- 1. How many boys are playing basketball?
- 2. How many boys are writing?
- 3. How many boys are talking to the teacher?
- 4. How many boys are wearing glasses?
- 5. How many boys are reading?
- 6. How many boys are colouring a map?

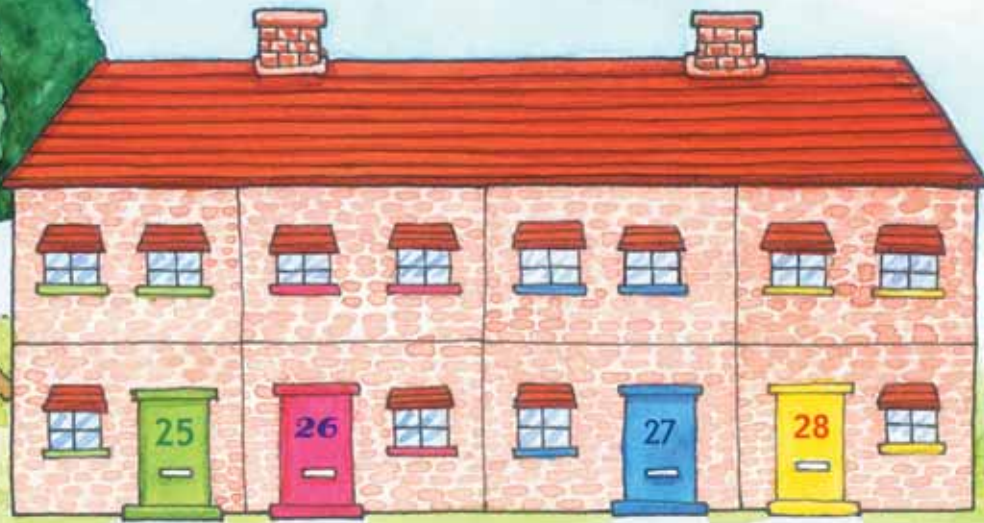
Look and listen.

Can you help the police? There are 3 international spies living in one of these houses in Short Street. Listen to the policeman asking different people if they know who lives in the houses.



Play the Super Spy game.

Use the information on your activity cards to find out where each person lives and to find the international spies. Write the letter for each person under the house they live in.



Make a list of all the objects on pages 6 and 7. Sort them into two lists:

- words that begin with a vowel
- words that begin with a consonant


1 Read and match.

Read these police descriptions of the 3 spies. Match them to their police photographs. Write the name of each spy on their police photograph.

Brainy Janey has got short, black hair and green eyes. She's wearing a blue dress and a necklace.

Clever Trevor has got short, brown hair and blue eyes. He's wearing glasses and a green shirt.

Smart Bart has got short, grey hair and brown eyes. He's wearing a blue jacket and white shirt.



Now listen and check.

Now look at Sergeant Sensible's report.

2 Draw and write.



Draw 2 spies, a man and a woman. Write a description of each one. Show your work to a friend.

3 Read and think.

Look at Sergeant Silly's report about the spies. He has made some mistakes. Can you see what they are?

Sergeant Silly's Report

- Smart Bart is writing a message in code.
- Brainy Janey is taking a photograph.
- Clever Trevor is listening to the radio.
- They are living at 27 Short Street.

Sergeant Sensible's Report

- Smart Bart isn't writing a message in code. He's taking a photograph.
- Brainy Janey isn't taking a photograph. She's listening to a message in code.
- Clever Trevor isn't listening to the radio. He's writing a message in code.
- They aren't living at 27 Short Street. They're living at 25 Short Street.

Sgt Sensible

4 Read and think.

Remove cut-out page B from page 79 at the back of this book. Read Sergeant Silly's report about some of the people living in Short Street. He has made some mistakes. Can you correct them?



Show your work to your friends and your teacher. Make any changes and then put your work in your portfolio.

1

Look and remember.

Would you be a good detective? Good detectives can remember everything. Look carefully at this picture for 30 seconds and try and remember what the people are doing.



Now close your Classbook and look at page 7 of your Skills Book.

2

Ask and answer.

Look at these questions and then play the game.


What is the boy in the purple t-shirt holding in his right hand?

A spade.

What sport are the two boys playing on the beach?


They're playing volleyball.

Read the story 'The Bored Boy'. Some of the words of the story are missing. Can you finish the story?



I'm bored! Will you play a game with me?

No, sorry. I'm _____ my new computer game. It's fantastic!



7

I'm bored! Will you play a game with me?

No, I'm sorry. I'm _____ a new dress for your baby sister.



8

I'm bored! Will you play a game with me?

No, I'm sorry. I'm _____ a letter to my friend in the IKC club.



9

Oh, I'm really bored! Will you play a game with me?

No, sorry. I'm _____ my homework.



10

Wait a minute! When I finish my homework, then ...

... I'll play a game with you.

Hooray!



11



The End

2 Listen and check.



Now listen to the story and check your work.

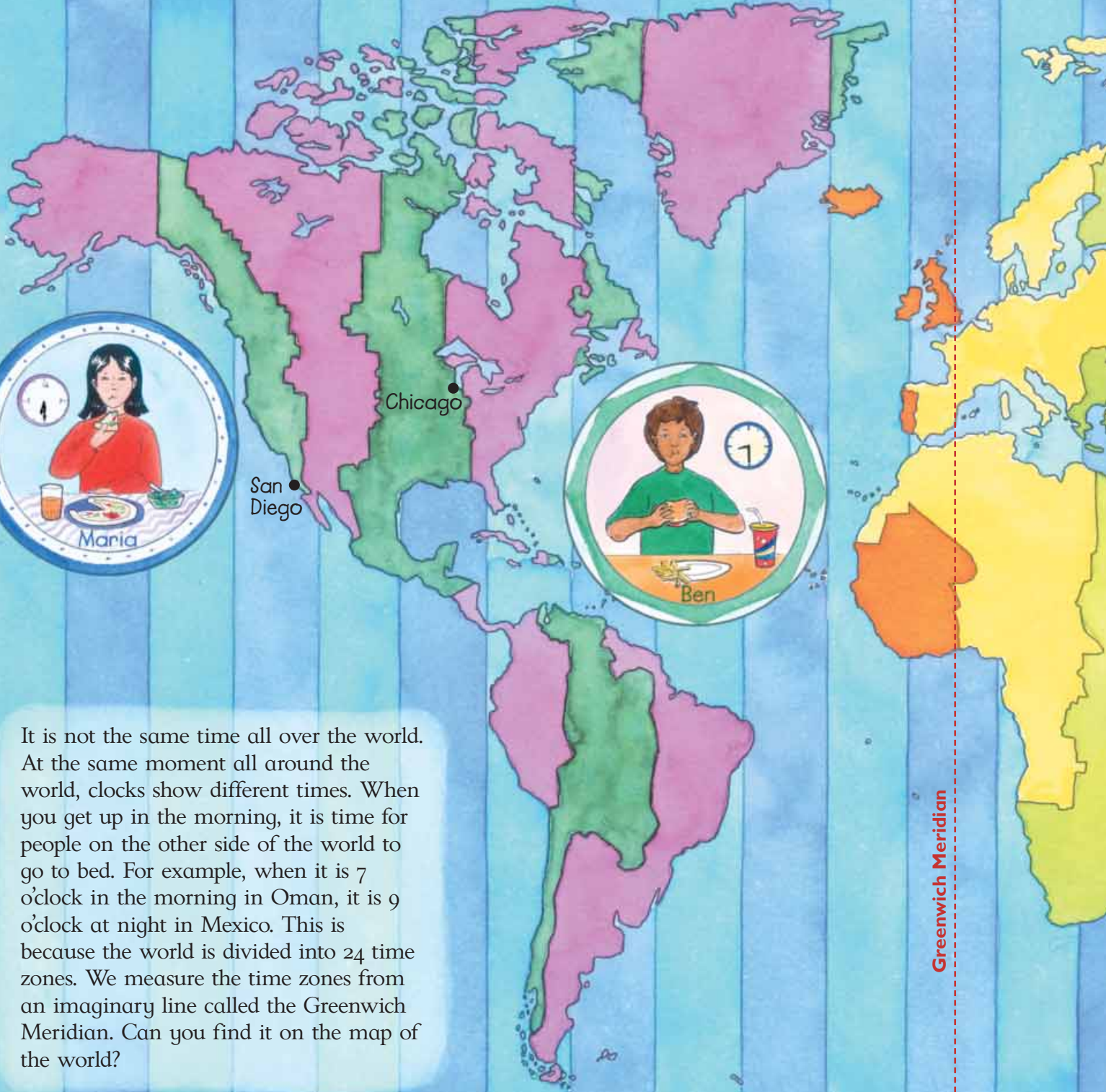
3 Write your own story.

Remove the story cut-out page from the back of your Skills Book. Work with your friends to write a new story.

The world of food

1 Look, read and answer.

What do you know about time? Do you know how many time zones the world has got? Read the text below to find out.



It is not the same time all over the world. At the same moment all around the world, clocks show different times. When you get up in the morning, it is time for people on the other side of the world to go to bed. For example, when it is 7 o'clock in the morning in Oman, it is 9 o'clock at night in Mexico. This is because the world is divided into 24 time zones. We measure the time zones from an imaginary line called the Greenwich Meridian. Can you find it on the map of the world?

-11 -10 -9 -8 -7 -6 -5 -4 -3 -2 -1 0 +1

2

Ask and answer.

What's the time in Muscat?

It's half past 6.

What's Maha doing?

She's eating breakfast.




• Moscow

• Teheran

+3.5

• Muscat



• Wagga Wagga

+2 +3 +4 +5 +6 +7 +8 +9 +10 +11 +12 -12

1

Look, read and listen.

BRILLIANT

Breakfast is a very important meal because it gives you lots of energy to start the day. When you go to school with a good breakfast you can study hard and play hard too! If you don't have a good breakfast you can't study because you feel hungry all the time.

Children all around the world eat different foods for breakfast. What do you usually eat for breakfast?

Listen to these children from the IKC talking about the kinds of foods they usually eat for breakfast. Tick the foods you hear on the tape.



BREAKFASTS




pickles

rice

tea

miso soup

nori



milk

honey

tea

orange juice

cornflakes

butter

jam

baked beans on toast

sausages

eggs

toast

2 Look and remember.

Look at the foods and drinks on the tables. Try and remember as much information as you can. Now close your books. Tell your friends what you remember.

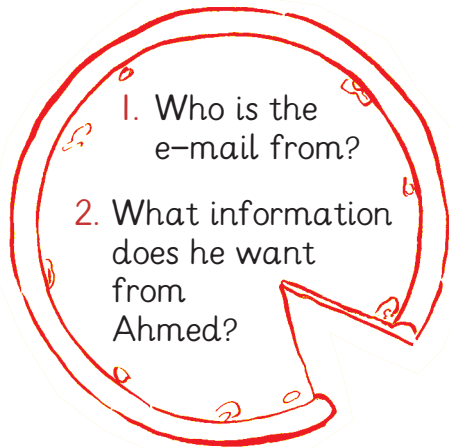
Make a list of all the foods and drinks you know. Sort them into two groups:

- countable nouns
– things that we can count
- uncountable nouns
– things that we can't count

1

Read and answer.

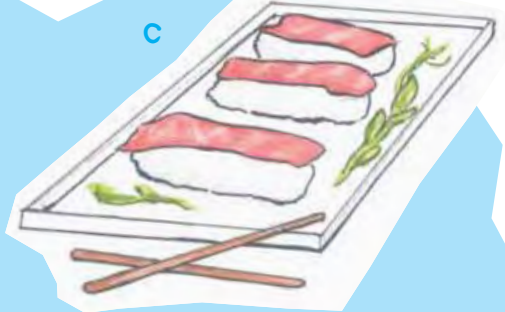
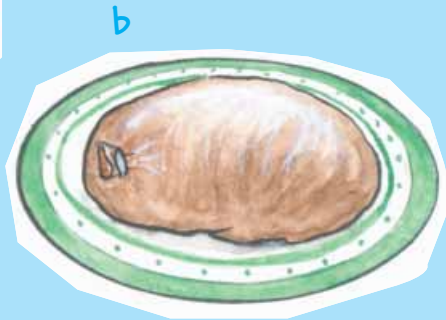
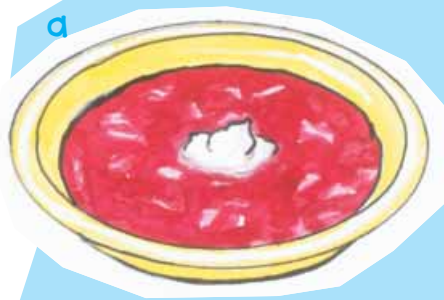
Read this e-mail from one of Ahmed's IKC friends and answer these questions:



2

Read and match.

People all over the world eat different kinds of foods. Look at the attachments that Tariq sent to Ahmed. Unfortunately, Ahmed has mixed up the text and pictures. Read the text and help Ahmed match them to the correct pictures of the children's favourite foods. Write the letters in the peas on page 17.



Now listen and check.

In Japan we eat a lot of rice, fish and vegetables. We don't eat a lot of eggs or meat. My favourite Japanese dish is Sushi. There are different types of Sushi. My favourite type is called Nigiri Sushi which is raw fish on top of rice.

Toshi

In Italy we eat a lot of pasta, pizza and vegetables. We don't drink a lot of milk. My favourite Italian dish is Pizza. I like Pizza with a lot of vegetables, cheese and olives on top.

Roberto

In Russia we eat a lot of potatoes, cheese and eggs. We don't eat a lot of fruit or fish. My favourite Russian dish is Borsch. Borsch is a soup made from red beetroots and potatoes.

Petra

In Britain we eat a lot of eggs, meat and cheese. We drink a lot of tea and milk. My favourite British dish is Haggis. Haggis is from Scotland and it's made from sheep's stomach and heart. It looks like a big fat sausage!

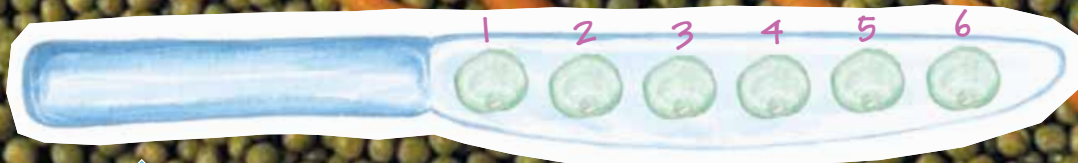
Beth

In China we eat a lot of noodles, rice and vegetables. We don't eat a lot of cheese or drink milk. My favourite Chinese dish is Dim Sum. They are made from chicken and vegetables wrapped in pastry.

Mai Ling

In Mexico we eat a lot of tacos, beans and fruit. Tacos are small, flat, circular pancakes which are made from corn or wheat flour. We don't eat a lot of cheese or drink milk. My favourite Mexican dish is Taquitos. These are little tacos rolled up and filled with chicken.

Carlos



3

Write a reply.

What do people eat and drink in Oman? Write a reply to Tariq. Tell him about the different kinds of foods and drinks in Oman and what your favourite Omani dish is. Find or draw pictures to send with your e-mail.



Remove cut-out page C from page 77 at the back of this book and write your reply on it. Show your friends your work and then put your e-mail and pictures in your portfolio.

1

Read and answer.

Read this e-mail from Carlos. What information does he want from Ahmed?

To: ahmed@ikc.com
From: carlos@ikc.com
Subject: Recipes from Oman



Dear Ahmed,

Thanks for the information you sent me about food in Oman. Now I'm trying to collect some recipes from around the world to add to my project. Do you know any recipes for Omani dishes? If you do, could you send them to me?

Thanks again for your help.

Your friend,
Carlos

2

Do a project.

Make a class cookery book to send to Carlos to help him with his project.

Choose an Omani dish that you like and find out how to make it.



Where can you find information about how to make your dish?



Where can you find pictures?



Keep any notes or pictures in your portfolio until you are ready to write your recipe.


1

Listen and match.

Look at these pictures of people cooking.
Do you do any of these things in your home?

Listen to the tape describing what people are doing
and match the descriptions to the pictures.

1



2



3



4



5




6



7



9



10



8



11



12



Maha is sending Carlos the recipe for making dates with coconut, which is called Tamr Bil Narjil. She's taken photographs of a friend making Tamr Bil Narjil but unfortunately the photographs and the instructions have got mixed up.

Read Maha's recipe and write the number of each instruction next to the correct photograph.

To: carlos@ikc.com
 From: maha@ikc.com
 Subject: My favourite recipe
 Attachments:  recipe.jpg



Dear Carlos,

Here is the recipe for one of my favourite Omani foods - Tamr Bil Narjil. I've taken some photographs of my friend Muna making them. I hope you make them and enjoy them too!

Tamr Bil Narjil

Ingredients

1 kilogramme of dates
 200 grammes of butter
 500 grammes of coconut powder

Instructions

1. Get all your ingredients ready.
2. Wash the dates.
3. Remove the stones.
4. Knead the dates.
5. Add the butter to the dates.
6. Add the coconut powder and stir.
7. Roll the date mixture into small balls.
8. Roll the balls on some coconut powder.
9. Serve on a plate.

Have fun!
 Maha



d



e



f



g



h



i



Now listen and check.

The story of stories

The lion and the mouse


1 Read and listen.

1




One day, Lenny the Lion was sleeping under a tree.

2



Marty the Mouse was running near Lenny the Lion. He was very excited because he was chasing a locust for his dinner.

3



Marty the Mouse didn't see Lenny the Lion and ran over his paw.

4



Lenny the Lion woke up. He picked up Marty the Mouse and held him near his mouth. Marty the Mouse squeaked and squeaked.

Marty the Mouse was very frightened. Lenny the Lion had such big sharp teeth. 'Please don't eat me,' said Marty the Mouse. 'I'm very sorry I woke you up.'


5




Lenny the Lion looked at little Marty the Mouse shaking in his paw. The mouse was so little and he looked so frightened. Lenny the Lion decided to be kind to little Marty the Mouse and let him go.

Marty the Mouse thanked Lenny the Lion and said, 'Maybe one day I can help you.'

6



7



As Marty the Mouse ran away, Lenny the Lion roared with laughter. 'How can such a little mouse help me? I'm the King of the Jungle.'

8




The next day, Lenny the Lion was walking through the jungle looking for food. Suddenly, a big net made of rope dropped on top of him. He was trapped.

9




Lenny the Lion couldn't get free from the net. He roared and roared.

10



Marty the Mouse was also in the jungle looking for food. He heard Lenny the Lion roaring and quickly ran to find out what was wrong.

11



Little Marty the Mouse saw Lenny the Lion in the net and quickly started to bite through the rope with his little teeth.

Soon Marty the Mouse had made a hole big enough for Lenny the Lion to get out of the net.

12



13

Now Lenny the Lion and Marty the Mouse are the best of friends!



What did you learn from this story?

Do you know what this kind of story is called?

You can find the answer on page 26 of your Skills Book.



1 Look and read.

Robin Hood and his Merry Men



Once upon a time there was a man called Robin Hood.

He was a good man. He wanted to help poor people. He lived in Sherwood Forest in Nottingham with a group of men who were called the Merry Men. He and his friends, the Merry Men, took money from the rich and gave it to the poor.

While the King of England was away, his brother Prince John ruled the country. Prince John and his friend, the Sheriff of Nottingham, were very bad men. They took lots of money from the poor people and gave it to their rich friends. They didn't care about the poor people. They were very cruel. Prince John and the Sheriff of Nottingham hated Robin Hood and wanted to kill him.

The Sheriff of Nottingham wanted to marry a lady called Maid Marian, but she wanted to marry Robin Hood. This made the Sheriff hate Robin even more.

Prince John and the Sheriff of Nottingham were always trying to find and catch Robin Hood and his Merry Men. They never succeeded.


After many years, King Richard returned to England. He put Prince John and the Sheriff of Nottingham in prison. Robin Hood and Maid Marian got married and lived happily ever after.

1

Read and think.

The story of **Sindbad the Sailor** is another legend. Many people believe that he lived in Baghdad in Iraq and some people believe that he lived in Sohar in Oman, but there are no facts to prove either of these.

Do you know the story of **Sindbad the Sailor**?
What can you remember?




2

Read and make.

Read the introduction to the story of **Sindbad the Sailor**.

My father died when I was a young man. He left me a lot of money. One day when I was talking to my friends and feeling bored, I decided I wanted to travel the world and have lots of adventures.




You will find the story of one of Sindbad's adventures on cut-out pages D and E on pages 73–75 at the back of this book.

Remove the pages from the back of this book and put the story in the correct order.



Now listen and check.

The Story of King Arthur



2 Think and tick.

Look at these sentences about the story of King Arthur. Try and remember the story and tick ✓ the correct sentences.

1. King Pendragon was a poor man.
King Pendragon was a kind man.
King Pendragon was a cruel man.
2. Merlin was a silly man.
Merlin was a young man.
Merlin was a wise man.
3. King Pendragon died when Arthur was fifty.
King Pendragon died when Arthur was twenty five.
King Pendragon died when Arthur was fifteen.
4. Merlin took the king's sword and pushed it into a stone.
Merlin took the king's sword and pushed it into a man.
Merlin took the king's sword and pushed it into a tree.
5. Arthur was going to a football match in London.
Arthur was going to a sword fight in London.
Arthur was going to a sword fight in Muscat.
6. Arthur started pulling the sword out of the stone.
The knight's son started pulling the sword out of the stone.
Arthur started pulling the sword out of the tree.
7. Arthur was a cruel, old king.
Merlin was a good, old king.
Arthur was a good, brave king.

3

6

9

12

The End

1 Read and think.

Look at this story below. It is a traditional African myth.

Myths are stories that try to explain how things happen in the world. For example, how the giraffe got its long neck or how the camel got its hump. They are usually very old stories.

A long time ago, many animals looked different from how they look today. The zebra had beautiful white fur from head to toe. The baboon was also covered from his head to his tail in brown fur. The zebra liked looking at his reflection in the water. 'Oh, how beautiful I am,' he said to the rest of the animals.

One day, while the beautiful zebra was looking at his reflection in the water, the baboon walked past. 'See how beautiful I am,' the proud zebra called to the baboon. 'You may be beautiful,' said the baboon, 'but I'm stronger.' This made the zebra angry. 'You may be stronger, but you're also very ugly!' This made the baboon very, very angry. The baboon challenged the zebra to a fight.

The next night, all the animals in the jungle came to see the zebra and the baboon fight. The baboon had made a big fire in the middle of the jungle, so all the animals could see the fight. The baboon walked towards the zebra. The zebra walked backwards towards the fire. The baboon walked around and around the zebra. The zebra didn't know that he was moving slowly closer and closer to the fire.

Earlier in the day, the sneaky baboon had put some stones around the fire. As the zebra moved closer to the fire, he suddenly tripped on one of the stones. He fell back onto the burning sticks in the fire. The zebra started screaming as his beautiful white fur was marked with black stripes from the sticks in the fire. The zebra jumped out of the fire and chased after the baboon. He was so angry that when he caught the baboon he kicked and kicked the baboon in the bottom. He kicked the baboon so hard that all the hair fell off his bottom!

This is why today the zebra has stripes!
It is also why the baboon is now bare-bottomed!

2 Read and answer.

Read the story again. Which ingredients were used to write it?

1. What kind of story is it? _____
2. Who are the main characters in it? _____
3. Where does the story happen? _____
4. When does the story happen? _____
5. What is the title of the story? _____



3

Plan a story.

Plan a story about how the zebra got its stripes. Use the story recipe on cut-out page F on page 71 at the back of this book to help you.



Keep your story plan in your portfolio.

1 Look, think and match.

Look at these characters from some of the stories you have read. Do you remember any of them?

Read the description of the characters and try and match each one to a picture.



Little Red Riding Hood



Goldilocks



The Country Mouse

1 I'm a little girl and I love flowers. One day when I was taking a cake to my grandma, I saw some lovely flowers in the wood. As I was picking the flowers, a wolf came into the wood. He asked me some questions and then he left. When I reached my grandma's house, I thought she looked a little different. Her eyes looked bigger, her nose looked longer and her teeth looked sharper! Suddenly, I realised it wasn't my grandma - it was the wolf. I was running away from the wolf when my dad arrived and chased the wolf away. My grandma was OK - she was hiding in the cupboard.

Who am I?

Who am I?

2 I live in a very small house in the country. It is very quiet and peaceful. One day when my brother was visiting me, he invited me to his big house in the town. I told him I didn't want to go, but he really wanted me to see his house so I agreed. As we were walking through the town to his house, I realised that the town was very noisy and dirty. It was a very scary place. One day when we were eating lunch, a big cat came and jumped on the table. We ran away quickly. That day I left and went back to my nice quiet home in the country.

3 Sometimes I'm very naughty and don't do what my parents tell me. One day when I was walking in the woods, I got lost. I went into a strange house. I sat on 3 chairs, I ate 3 bowls of porridge and I slept in 3 different beds. While I was sleeping in the bed, 3 bears came into the house. I'm a girl and I've got curly, blonde hair.

Who am I?

Characters are the people and animals we read about in stories.

2 Play a game.

Now play a game with the activity cards. In your groups, try and match the descriptions of the characters with their pictures.

Look through all the stories in this unit and make a list of all the adjectives describing the characters.


1

Look and think.

The place where stories happen is called **the setting**. Look at these two different settings for two different stories. Talk to a friend about how they are different.



Suddenly, we saw a beautiful island with long sandy beaches. The sand was covered with many different shells. There were beautiful birds of many colours flying over the tops of the trees. The air was full of butterflies and bees feeding on the flowers and the fruit of the trees.



The men were hiding from the Sheriff in the forest. The forest was full of tall trees and small bushes all growing close together. It was very, very dark. The only noises came from the small squirrels hiding in the tall trees and the hedgehogs hiding amongst the leaves on the floor of the forest.

Look carefully at the 2 pictures again.
Compare the 2 pictures and write down the differences.

on an island

Four horizontal lines for writing differences between the island and forest settings.

in a forest

Four horizontal lines for writing differences between the island and forest settings.

2

Think and draw.

Remove cut-out page G from page 69 at the back of this book. Think of a setting for a story you would like to write. It can be anywhere – in the town or in the country, in the desert or in the jungle, under the water or even in space. You decide.

First, decide what you are going to put in your picture. Close your eyes and try to see the picture in your mind.

Next, write a list of everything you want to put in the picture.

Now draw and colour your picture.



When you have finished, show it to your friends and describe the setting to them. Then, put your picture in your portfolio.

Great explorers

1 Look and answer.

Look at these 7 questions. Read the first 4 questions before you read the e-mail. Now read the e-mail and try and find the answers.

1. Who is the e-mail to?
2. What is Paul doing in school now?
3. What information does he want?
4. What was Paul doing last night?

To: ahmed@ikc.com
 From: paul@ikc.com
 Subject: Great explorers



Dear Ahmed,

How are you? Have you had any more exciting adventures since your trip to the desert with David and your brother?

At the moment, I'm doing a project in school about great explorers. It's really interesting. Have you got any information about explorers you could send to help me with my project?

It's funny but yesterday while I was doing my homework, a television programme came on all about explorers. My mum recorded it for me. I'm going to watch it this afternoon to see if it has any useful information in it.

Next week, I'm going to watch my favourite football team, Manchester United, playing in London. I hope they win!

If you've got any information about explorers that you could send me, that would be great. Thanks for your help.

Bye for now.

Paul

Now look at the next 3 questions. Read Paul's e-mail again and try and answer these questions.

5. What happened while Paul was doing his homework?
6. When is Paul going to watch the television programme?
7. What is Paul going to do next week?

2

Read, think and answer.

What do you know about great explorers? Look at the four explorers in the pictures. Do you know any of them? What do you know about them? Can you answer these questions about explorers?

1. Who was the first man to travel in space? _____
2. Where was Jacques Cousteau from? _____
3. What continent did Christopher Columbus discover? _____
4. When did Roald Amundsen reach the South Pole? _____

a

Christopher Columbus



Roald Amundsen

b



Yuri Gagarin

c



Jacques Cousteau

d



3

Listen and check.



Now listen to Paul's friends talking about the information they have found for their project on great explorers.

Ibn Battuta was a great Arab explorer. He travelled for more than 30 years and explored many new countries. Ibn Battuta travelled about 120,000 km in his life.

He died in 1369.

1 Read.

Ibn Battuta was born in Morocco in 1304. When he was 21, he travelled to Makkah and Medina. On his way to Makkah, he visited Algeria, Egypt, Tunisia, Palestine, Syria, Yemen, Oman and Jordan.



a. Granada



b. Timbuktu

1 While he was travelling in China, he sailed on a junk to Canton.

2 While he was travelling in Spain, he visited the Al Hambra, a beautiful Islamic building near Granada.

When Ibn Battuta left Makkah, he did not return to his home in Morocco. He decided he wanted to see more of the world. He travelled to many different countries. He visited Turkey, Russia, India and China.

Morocco

When he was 50 years old, he returned to Morocco. This time he stayed. He wrote more books about his journeys. When people asked him which was the best place he had visited in all his travels, he always replied Morocco.



e. Siberia

5

While he was travelling in Africa, he visited Timbuktu.



c. Uzbekistan

d. Canton

While he was travelling in Siberia, he rode on a dog sled.

4

3

While he was travelling in Russia, he met a man called Mohammed Uzbek. Uzbekistan, a country in Russia, was named after this man.

Ibn Battuta left Morocco again to travel to Spain and then Africa.

In 1349, Ibn Battuta returned home to Morocco. He wrote a book about his journeys. After a while, he became bored and wanted to travel again.

1 Read and answer.

Read about the Silk Road and answer these questions.



1. What did Chinese merchants send from China to Europe?
2. How long was the Silk Road?
3. Who was the first person to travel the whole length of the Silk Road?

Not all great explorers travelled by ship. One of the oldest routes to travel by land was called the Silk Road, which went from China to Europe across mountains and deserts. People usually travelled the Silk Road by camel. Chinese merchants sent silk and spices West to Europe along this road. Gold, silver and horses were sent East to China from Europe.

Until the 13th century, nobody had travelled the whole length of the Silk Road. It was about 7,000 kilometres long and very dangerous. The first person to travel the whole length of the Silk Road was an Italian called Marco Polo.



2 Think and read.

What do you know about Marco Polo? Can you answer these questions?

1. What country did he come from?
2. What countries did he visit?
3. What great ruler did he meet?

Find the information in the biography on page 37 and then check your ideas.



3 Read and order.

Look at the pictures about Marco Polo's life. Put them in order.

The Life of Marco Polo

Marco Polo was born in Venice, Italy, in 1254. Marco's father and uncle were merchants and travellers. Before Marco was born, they went on a long journey from Venice to China.

In 1271, when Marco was only 17, his father and uncle made the journey to China again. This time they took Marco with them. The journey was long and difficult. They travelled through Iran, Afghanistan, and Tibet. They climbed across the snow-covered mountains of Asia and walked through the hot, dry Gobi Desert. The journey was also dangerous. While they were climbing through the mountains of Asia, bandits attacked them.

Finally, in 1275, they reached Peking in China. Marco Polo met Kublai Khan, the Emperor of China. The Emperor liked Marco Polo and asked him to stay in China and work for him. Marco Polo travelled all over China for the Emperor. While he was travelling in China, he saw many amazing things. He saw water clocks, fireworks and gunpowder. He also saw the Great Wall of China.

In 1295, after nearly 20 years in China, Marco Polo finally returned home to Venice. He returned with many diamonds, rubies and other jewels. He was very rich.

Three years after Marco Polo returned to Italy, there was a war between Venice and Genoa. During this time, he became a prisoner. While he was waiting in prison, he wrote a book about his adventures. He called it 'The Description of the World'. It soon became one of the most famous books in Europe. The book was so full of amazing things that many people thought it was not true.

Marco Polo left prison after a few months and went back to Venice. He lived there until he died in 1324.



4

Read and underline.

Now read Marco Polo's biography again and underline all the examples of the **past simple** with a straight line and the examples of the **past continuous** with a wavy line.

Life Stories

1 Read and think.

In Unit 3, you read many different kinds of stories. Some of these stories are not true – they come from people’s imagination. These stories are called **fiction**.

There are other kinds of stories which are true. There are many stories about real people’s lives. The story of a real person’s life is fact. There are 2 names for stories about people’s lives:

A **biography** is the story of a person’s life told by another person.

An **autobiography** is the story of a person’s life told by that person.

Last semester, you read a biography about a famous woman. Can you remember her name? Have you read any other biographies?

THE FACT FINDING ROUTE

Start here!

What do I already know?

What more do I want to know?

How can I find the information?

2 Read, look and think.

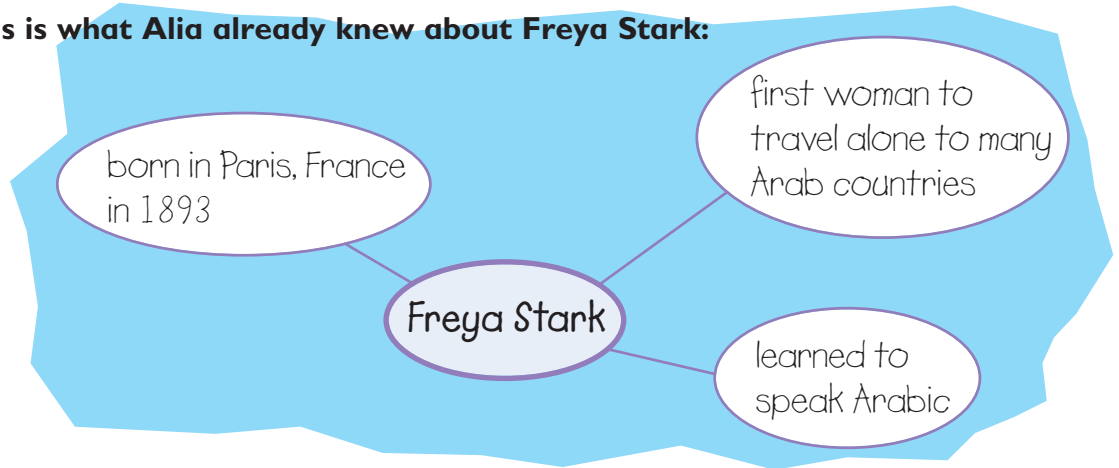
Alia did a project about a famous explorer called Freya Stark. She used the fact finding route to help her find information for her project.



Look at the information on page 39 to see how Alia followed the fact finding route.



This is what Alia already knew about Freya Stark:



This is what she wanted to know:

What countries did she travel to?

When did she travel to these countries?

When did she die?

She wrote her questions on her Project Record Sheet.

Make a list of all the countries in this unit. Write them in alphabetical order. Then write the name of the continent that each country is in.

3

Look and match.

This is how Alia found the information she needed. Match each one to a picture.


- 1. She asked her teachers.
- 2. She asked her family and friends.
- 3. She looked at the database in the LRC.
- 4. She looked for information books in the LRC.



1 Read and answer.

These are some of the information books Alia found for her project about Freya Stark. Quickly look at the titles. Which book do you think she looked at first?

Write the title here: _____



2 Read, find and answer.

This is how Alia got the information she wanted from the books.

First, she looked at the **contents page**. The contents page comes at the front of a book. It tells you what sections a book is divided into.

Read and answer these questions about the contents page.

1. What page does the section on Ferdinand Magellan start?

2. What is section 5 about?

3. What section has information about Ibn Battuta?

4. What starts on page 45?

Exploring the World
8 Famous Men and Women

Introduction	page 3
1. Leif Erikson	page 5
2. Ibn Battuta	page 10
3. Ferdinand Magellan	page 15
4. James Cook	page 20
5. Mary Kingsley	page 25
6. Freya Stark	page 30
7. Amelia Earhart	page 35
8. Valentina Tereshkova	page 40
Index	page 45

Then, Alia looked at the **index**. The index is at the back of a book. It tells you where you can find different things. The information is organised in alphabetical order.

Magellan, Ferdinand 15–19
journeys made 16–17, family life 15,
important dates 19

Stark, Freya 30–34
countries visited 32, family life 30,
important dates 34

Tereshkova, Valentina 40–44
space flights 41, family life 42–43,
important dates 44


Read and answer these questions about the index.

1. What can you read about on page 32?

2. What pages can you find information about Valentina Tereshkova?

3. What information can you find under the letter M?

Next, Alia made some notes about the information she found.



3

Do a project.



Choose a great explorer you would like to learn more about. Find information about them and then write their **biography**.

First, find information about the person.

Then, find some pictures of the person.

After that, plan your writing.

Finally, write the biography.

Keep all your information in your portfolio.



Time for fun!

1 Look, read and think.

Look at the picture at the bottom of the page.
Talk with your friends about the things you can see.

The present is now. Any accurate watch or clock shows what the time is now. You remember the past and you can dream and make plans about the future, but you always live in the present.


The present is **now** and happens between the past and the future.

Look at this boy dreaming. Which picture shows **the past** and which picture shows **the future**?

What is TIME?



NOW



THE PAST



2

Read, think and write.

Look at these calendar pages. Put them in time order. Write the dates in words in the correct order under the calendar pages.



1. January 31, 1405

2.

3.

4.

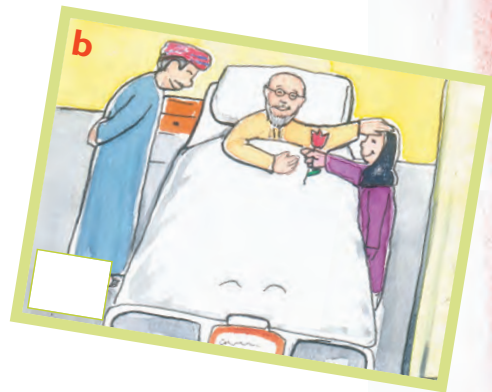
5.



1

Read and match.

Read Maha's diary and match the pictures with the dates in her diary. Write the date by each picture. Today is **Saturday, 8th April**.



2

Ask and answer.

What did Maha do on Saturday last week?

She played volleyball.

What is Maha going to do on Wednesday this week?


She's going to make a cake.

1

Listen and match.

What did Ahmed do yesterday?

Thursday,
6th April



What's Ahmed going to do tomorrow?

Saturday,
8th April



2

Read and write.

Today is Friday. Look at Ahmed's diary for Thursday and Saturday and complete it for him using the information in the pictures to help you.

Thursday, 6th April

In the morning, I visited my _____

In the afternoon, I _____

In the evening, _____

Friday, 7th April

In the morning, I'm going to _____

In the afternoon, I _____

In the evening, _____

Saturday, 8th April

In the morning, I'm going to _____

In the afternoon, I _____

In the evening, _____

Sunday, 9th April

In the morning, I'm going to _____ with _____

In the afternoon, I'm going to _____ in the _____

In the evening, I'm going to _____ for _____ mod_____

3

Think and write.

Remove cut-out page H from page 67 at the back of this book. Think about the things you did yesterday and the things you are going to do tomorrow. Write about them in these diary pages.



1 Read and listen.

THE ROUND THE WORLD TRIP

Maha, there's someone on the phone for you.



Hello.

Oh, hello Maha. It's Mary Jones from the IKC here. I'm calling you to give you some very exciting news.



What is it?



Do you remember that you entered an IKC competition last month and that the first prize was a trip around the world?



Yes...



Well, Maha, I'm very pleased to tell you that you won!



Really? That's fantastic!



Now, I need to speak to your parents to make sure that they agree to your trip. If they do, then we are going to arrange a meeting with you and one of our other winners to plan exactly where you want to go and what you want to do.



Oh, thank you so much. I'll just get my mum for you. I'm sure she'll say yes.



TWO WEEKS LATER ...

Hello, Maha. How are you?


I'm very excited.



Yes, it's going to be a fantastic trip. We're just waiting for one of our other winners to arrive and then we're going to talk to you both about the trip.

Oh, OK.





THE NEXT WEEK ...

Ahmed and Maha told their family and friends about the places they are going to visit and the friends they are going to meet.



TWO MONTHS LATER ...



Come back next semester to find out all about Ahmed and Maha's fantastic holiday.

Look at the e-mail from Maha to her friend Randa and look at the pictures around it. What do you think the e-mail is going to be about?

Now read Maha's e-mail and answer the questions below.

To: randa@ikc.com
From: maha@ikc.com
Subject: Round the World trip



Dear Randa,

I've got fantastic news. I won the IKC Round the World competition! Ahmed did as well, so we're going to visit 8 different countries and visit lots of our IKC friends. My dad is going to go with me and Ahmed's eldest sister is going to go with him.

We're going to fly from Oman to Australia first to visit David. This is Ahmed's second trip to Australia but it's my first time. I hope we're going to see kangaroos and koala bears - I love them! Then, we're going to fly to Japan to visit Toshi. We're going to stay with Toshi's family in their house in Tokyo. After that, we're going to fly to the USA to visit Ben and Maria. We're all going to spend a day in Disneyland as well!!

Next, we're going to fly to England to visit Vicky, Paul and Suzy. We're going to stay there for about a week. I'm really pleased because I miss Vicky and Paul very much. Then, after England we're going to fly to Russia to visit Petra. Petra's going to take me to the ballet in Moscow, but Ahmed isn't going to go. He doesn't like ballet.

After Russia, we're going to visit Abbas in Iran. We're going to stay with his family in Teheran. Then, we're going to go to Jordan to visit Tariq. We're going to visit the ancient city of Petra - it sounds fantastic. I'm going to take lots of photographs!

Finally, we're going to come and visit you in Palestine! I'm so excited. I'm going to let you know exactly when we're going to be there when the IKC has booked all the tickets.

I can't wait to see you again.

Love,
Maha



1. Which country are Maha and Ahmed going to visit first? Australia
2. What does Maha hope she's going to see in Australia? _____
3. Who are Maha and Ahmed going to stay with in Tokyo? _____
4. Where are they going to visit after Japan? _____
5. Who are Maha and Ahmed going to see in England? _____
6. What are Maha and Petra going to do in Moscow? _____
7. Where are Maha and Ahmed going to stay in Iran? _____
8. What place are Maha and Ahmed going to visit in Jordan? _____
9. Who are Maha and Ahmed going to visit in Palestine? _____

The Holiday Chant



Where are you going to go on holiday this summer?
Where are you going to go?

Well ...

Muna's going to visit Jordan
And Fahad's going to visit Spain,
But I'm not going to visit anywhere -
I've got to stay at home again!




Where are you going to go on holiday this summer?
Where are you going to go?



Well ...

Siham's going to visit Egypt
And Salim's going to visit Bahrain,
But I'm not going to visit anywhere -
I've got to stay at home again!



Where are you going to go on holiday this summer?
Where are you going to go?

Well ...

Naila's going to visit Canada
And Ali's going to visit Timbuktu,
And guess what happened?
I won a holiday - so I'm going to go on holiday too!



Hooray!!!!



Where are you going to go on holiday this summer?
Write your holiday plans here:

Make a list of all the IKC children in this unit. Write them in alphabetical order. Then write their nationalities and what countries they are from next to their names.



fly - Russia
27

stay - Petra
28

29

fly - China
30

32

31
Stop and watch
the pandas.

stay - Abbas
33

stay - Mai Ling
35

34
visit - Great
Wall of China

36
stay - Toshi

44
FINISH

fly - Oman
43

fly - Australia
37

1
START

fly - Africa
2

42
Stop and watch
the whales.

38

stay - Rose
3

41

stay - David
39

4
Stop and watch
the giraffes.

40
Stop and watch
the kangaroos.

**When you land on a space like
this, make a sentence saying
what you are going to do.**

fly - Africa

I'm going to
fly to Africa.

Word Store

Regular verbs

PRESENT

add
agree
allow
arrange
arrive
ask
attack

brush
burn

carry
chase
chop
climb
close
colour
cook
crash

decide
die
disappear
discover
drop

enjoy
enter
escape

grate

happen
hate
help
hoover
hope

PAST

added
agreed
allowed
arranged
arrived
asked
attacked

brushed
burned

carried
chased
chopped
climbed
closed
coloured
cooked
crashed

decided
died
disappeared
discovered
dropped

enjoyed
entered
escaped

grated

happened
hated
helped
hoovered
hoped

Regular verbs

PRESENT

invent
iron

jump

kick
kill
knead

learn
like
listen
live
look
look after
look at
love

miss
mix

need

open

paint
peel
pick
pick up
plan
play
point
pour
pray
press
promise
pull
push

PAST

invented
ironed

jumped

kicked
killed
kneaded

learned
liked
listened
lived
looked
looked after
looked at
loved

missed
mixed

needed

opened

painted
peeled
picked
picked up
planned
played
pointed
poured
prayed
pressed
promised
pulled
pushed

Regular verbs

PRESENT

reach
realise
remember
remove
reply
return
roar
roll
ruin

sail
scream
serve
shout
skate
ski
skip
slice
squeeze
start
stay
stir
stop
succeed

talk
thank
tie
trap
travel
try
turn

untie
use

visit

PAST

reached
realised
remembered
removed
replied
returned
roared
rolled
ruined

sailed
screamed
served
shouted
skated
skied
skipped
sliced
squeezed
started
stayed
stirred
stopped
succeeded

talked
thanked
tied
trapped
travelled
tried
turned

untied
used

visited

Regular verbs

PRESENT

wait
walk
want
wash
watch
weigh
whisk
work

PAST

waited
walked
wanted
washed
watched
weighed
whisked
worked

Irregular verbs

PRESENT

born
become
bite
blow
break
buy

can
catch
come
cut

drink
drive

eat

fall
fall off
feel
fight
find
fly
forget

PAST

born
became
bit
blew
broke
bought

could
caught
came
cut

drank
drove

ate

fell
fell off
felt
fought
found
flew
forgot

Irregular verbs

PRESENT

go
give

hear
hide
hit
hold

know

leave
let

make

pay
put

read
ride
run

say
see
sell
shake
shine
sit
sleep
spend
spill
swim

take
take off
teach
think
throw

PAST

went
gave

heard
hid
hit
held

knew

left
let

made

pay
put

read
rode
ran

said
saw
sold
shook
shone
sat
slept
spent
spilt
swam

took
took off
taught
thought
threw

Irregular verbs

PRESENT

understand

wake up

PAST

understood

woke up

BE

am

is

are

BE

was

was

were

DO

does

do

DO

did

did

HAVE

has

have

HAVE

had

had

Adjectives

afraid
amazing
angry
bad
beautiful
big
blonde
bored
brave
clever
cloudy
cold
cruel
curly
dangerous
dark
dirty
dry
excited
famous
fantastic
favourite
free
frightened
funny
good
happy
hot
huge
hungry
interesting
kind
large
little
lonely
long
new
noisy
old
poor
popular

proud
quiet
rich
round
sad
scared
scary
sensible
sharp
short
silly
small
sneaky
strong
sunny
tall
thirsty
tired
true
ugly
windy
wise
worried
young

Adverbs

always
every day
never
sometimes
usually

carefully
gently
quickly
quietly
slowly
suddenly

Sequencing words

after that
finally
first
last
later
next
then
while

Talking about language

adjective
adverb
alliteration
alphabet
answer
apostrophe
capital letter
comma
consonant
full stop
irregular
noun
paragraph
past continuous
past simple
plural
present continuous
present simple
pronoun
punctuation
question
question mark
regular
sentence
singular
sound
spelling
syllables

tense
verb
vowel

Talking about learning

audience
author
autobiography
biography
classroom
contents page
cross ✗
definition
dictionary
draft
edit
fact
fiction
game
group
homework
index
information
instruction
Learning Resource Centre
non-fiction
order
pair
plan
portfolio
project
publish
reason
re-draft
re-read
revise
school
tick ✓
title
write for a purpose

Topic words

Animals

baboon
bear
bee
bird
butterfly
camel
cat
fox
horse
lion
locust
mouse
wolf
zebra

Body parts

bottom
eye
hair
head
leg
mouth
nose
teeth
toe

ANIMAL BODY PARTS

fur
paw
tail

Classroom objects

book
globe
map
paper
pencil
pen

Clothes

dishdasha
dress
jacket
shirt
shorts
socks
t-shirt
turban

pocket

silk

glasses
watch

JEWELLERY

diamonds
gold
jewels
necklace
rubies
silver

WEAPONS

sword

Communication

code
e-mail
letter
message
telephone

Countries and Nationalities

COUNTRY	NATIONALITY
Afghanistan	Afghan
Africa	African
Algeria	Algerian
America (USA)	American
Australia	Australian
Bahrain	Bahraini
Britain	British
Canada	Canadian
China	Chinese
Egypt	Egyptian
England	English
France	French
Greece	Greek
India	Indian
Iran	Iranian
Iraq	Iraqi
Italy	Italian
Japan	Japanese
Jordan	Jordanian
Lebanon	Lebanese
Mexico	Mexican
Morocco	Moroccan
Norway	Norwegian
Oman	Omani
Palestine	Palestinian
Russia	Russian
Scotland	Scottish

COUNTRY

NATIONALITY

Siberia	Siberian
Spain	Spanish
Syria	Syrian
Tibet	Tibetan
Tunisia	Tunisian
Turkey	Turkish
Uzbekistan	Uzbek
Yemen	Yemeni

Foods and drinks

FOODS

apple
baked beans
banana
beans
beef
beetroot
bread
butter
cheese
chicken
chips
coconut powder
corn
cornflakes
cucumber
dates
dough
egg
fish
flour
fruit
grapes
honey
ice-cream
jam
lemon
margarine

Foods and drinks

meat
noodles
nori (dried seaweed)
onion
orange
pancakes
pasta
pastry
peas
pickles
pizza
potatoes
rice
sausages
soup
toast
tomato sauce
tortilla
vegetables
wheat
yoghurt

DRINKS

coffee
milk
orange juice
tea
water

PORTIONS

a sandwich
a cup of (tea)
a glass of (milk)
a piece of (toast)

MEALS

breakfast
lunch
dinner

Free time

SPORTS

basketball
football
skating
skiing
volleyball

EQUIPMENT

bike
bucket
camera
comic
computer
drum
kite
piano
spade

Household objects

bath
box
chair
clock
door
iron
lamp
photograph
picture
radio
table
toothbrush
telephone
television

KITCHEN

board
bowl
container
cup
dish
glass
grater
jug
kettle
knife
peeler
plate
squeezer
tool
weighing scales
whisk

COOKERY WORDS

ingredients
liquid
mixture
recipe

Measurements

gramme
kilogramme

Numbers

ORDINAL NUMBERS

1st	first
2nd	second
3rd	third
4th	fourth
5th	fifth

6th	sixth
7th	seventh
8th	eighth
9th	ninth
10th	tenth
11th	eleventh
12th	twelfth
13th	thirteenth
14th	fourteenth
15th	fifteenth
16th	sixteenth
17th	seventeenth
18th	eighteenth
19th	nineteenth
20th	twentieth
30th	thirtieth
40th	fortieth
50th	fiftieth
60th	sixtieth
70th	seventieth
80th	eightieth
90th	ninetieth
100th	one hundredth

People

boy
children
friend
girl
man
woman

FAMILY

aunt
baby
brother
dad
father
grandfather
grandma / grandmother
mum

People

sister
son
uncle

OTHERS

detective
explorer
king
knight
policeman
prince
sailor
sergeant
sheriff
spy

leaves
mountain
rock
sand
sea
shells
sky
space
stones
trees
underwater
valley
wadi
wood

Places and nature

PLACES

castle
country
fort
garden
house
prison
shop
souk
town

NATURE

beach
desert
fire
forest
island
jungle
land

Story words

PARTS OF A STORY

beginning
middle
end

STORY INGREDIENTS

character
plot
setting

TYPES OF STORY

adventure
autobiography
biography
fable
fiction
legend
myth
non-fiction

moral

Time

now
past
present
future

PARTS OF THE YEAR

autumn
spring
summer
winter

PARTS OF THE DAY

morning
afternoon
evening

day
night
midday
midnight

OTHER TIME EXPRESSIONS

yesterday
today
tomorrow

last night
last semester
last week
last year

next week
next semester
next year

SPECIAL DAYS

birthday
Eid
holidays

MONTHS OF THE YEAR

January
February
March
April
May
June
July
August
September
October
November
December

Travel

bus
dog sled
plane
train
ship
spaceship

TRAVEL WORDS

journey
trip

Weather

It's cold.

It's cloudy.

It's hot.

It's raining.

It's snowing.

It's windy.

The sun is shining.

weather forecast

WINTER WEATHER ACTIVITIES

(make a) snowman

(throw a) snowball

My diary

Tomorrow

Date: _____

Yesterday

Date: _____



My story setting



Recipe for a story

Ingredients

1. Type of story

[Yellow writing area]

2. Characters

Who is going to be in the story? What will they be like?

[Orange writing area]

3. Setting

Where is the story going to happen?

[Light blue writing area]

4. Time

When is the story going to happen?

[Light pink writing area]

5. The Plot

What is the story going to be about?

[Purple writing area]


Beginning

Middle

End

Instructions

To write your story, use your story plan and then follow the Writing Route.

j

One day, we saw a beautiful island with lots of green trees, fruits and flowers. We decided to stop there for a while. I was walking along the beach when I felt tired. I decided to stop and sleep for a few minutes.

**l**

As I was looking at the diamond, something suddenly hit the floor next to me. It was a piece of meat!

**E****i**


I had escaped. I sold my diamonds and bought six beautiful new ships. Then, I sailed away from the island on another adventure!

**k**

I must have gone to sleep. I woke up and was flying in the air. We were flying higher and higher. It was very scary so I closed my eyes.




o



Then I understood what was happening. The people who lived on the island wanted the diamonds but couldn't get down to them. They were throwing large pieces of meat to land on the diamonds.


When the birds flew down to pick up the meat, they also picked up the diamonds. It was very clever.

m



When I woke up I was alone. I could see the ship sailing away and leaving me alone on this island.

p



When I opened my eyes again, the bird was flying very slowly and close to the ground. I untied my turban from its leg and jumped down.


n

The End

This book belongs to:

b

Suddenly, I heard a noise in the sky. I saw a huge bird flying towards me. I was sitting near its egg. Then, I had an idea that might help me escape from the island. Perhaps the bird could help me find other people on the island.

**d**


I looked around looking at the strange new place I was in. I realised that I was trapped. I was in a valley with very tall walls of rock. There was no way to climb out.

**D****d**

I suddenly realised that this was the way I could escape. I picked up lots of diamonds and put them in my pockets. Then I picked up my turban. I tied it around a large piece of meat and waited for a hungry bird to come and take the meat.

**c**

The Adventures of Sindbad



g

I was walking around kicking the large stones on the floor and feeling very lonely. Then, I picked up one of the stones and realised it wasn't a stone - it was a diamond. The floor was covered with huge diamonds!



e

While the bird was sitting on its egg, I carefully tied my turban around its leg. Then, I waited and waited ...



h

I bought a ship and paid a captain and some sailors to work for me. We had a good journey sailing from island to island.



f

I saw a very big bird flying towards me. As it took the meat, I held on tightly to my turban. Soon we were flying up and out of the valley.

To: tariq@ikc.com

From:

Subject: Foods and drinks in Oman



Sergeant Silly's Report

House number

- 21 Mrs Jones is reading the newspaper.
- 22 Mrs Carter is making a cup of tea.
- 24 Mr Evans is bathing the baby.
- 26 Mr Smith is playing football.
- 27 Mrs Baker is ironing.
- 28 Mr Harris is asleep on the chair.

Sgt Silly

Your Report

House number

- 21 Mrs Jones isn't reading the newspaper.
She's answering the telephone.

22



24

26



27


28

picture 1



picture 2

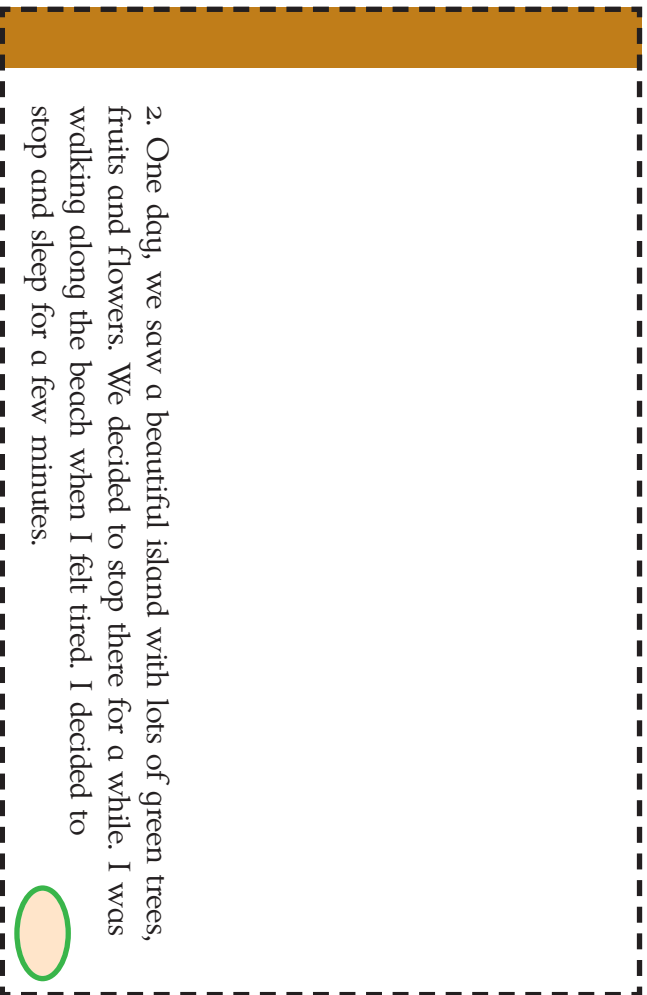




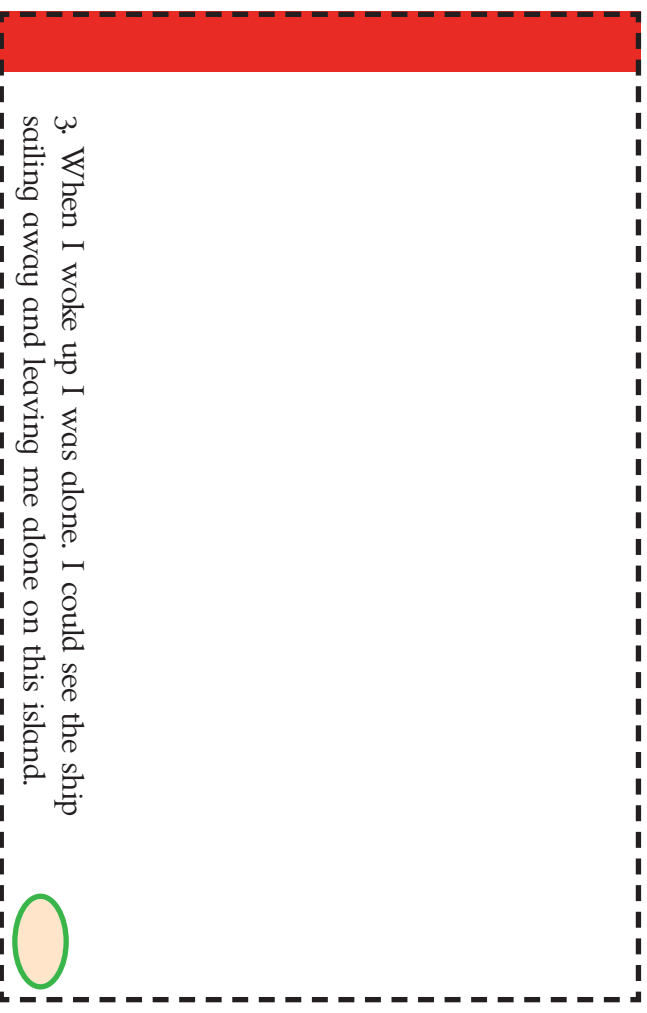
1. I bought a ship and paid a captain and some sailors to work for me. We had a good journey sailing from island to island.



D



2. One day, we saw a beautiful island with lots of green trees, fruits and flowers. We decided to stop there for a while. I was walking along the beach when I felt tired. I decided to stop and sleep for a few minutes.



3. When I woke up I was alone. I could see the ship sailing away and leaving me alone on this island.



4. Suddenly I heard a noise in the sky. I saw a huge bird flying towards me. I was sitting near its egg. Then, I had an idea that might help me escape from the island. Perhaps the bird could help me find other people on the island.



6. I must have gone to sleep. I woke up and was flying in the air. We were flying higher and higher. It was very scary so I closed my eyes.



5. While the bird was sitting on its egg, I carefully tied my turban around its leg. Then, I waited and waited ...



7. When I opened my eyes again, the bird was flying very slowly and close to the ground. I untied my turban from its leg and jumped down.



8. I looked around looking at the strange new place I was in. I realised that I was trapped. I was in a valley with very tall walls of rock. There was no way to climb out.



9. I was walking around kicking the large stones on the floor and feeling very lonely. Then, I picked up one of the stones and realized it wasn't a stone - it was a diamond. The floor was covered with huge diamonds!



10. As I was looking at the diamond, something suddenly hit the floor next to me. It was a piece of meat!



11. Then I understood what was happening. The people who lived on the island wanted the diamonds but couldn't get down to them. They were throwing large pieces of meat to land on the diamonds. When the birds flew down to pick up the meat, they also picked up the diamonds. It was very clever.



12. I suddenly realised that this was the way I could escape. I picked up lots of diamonds and put them in my pockets. Then I took my turban off again. I picked up a large piece of meat and waited for a hungry bird to come and take it.



13. I saw a very big bird flying towards me. As it took the meat, I quickly tied my turban around its leg. Soon we were flying up and out of the valley.



14. I had escaped. I sold my diamonds and bought six beautiful new ships. Then, I sailed away from the island on another adventure!

