

Action Pack 1

First Grade

Starter

Richard Northcott

Action Pack is a twelve-level course for Jordanian students, leading them from the Basic to the Secondary stage. It is based on the most modern methods of teaching language, combining a topic-based approach with functional language practice, careful attention to grammar and vocabulary and a comprehensive skills syllabus.

This level is for Grade 1 students.

The Action Pack series offers learners:

- modern, interesting and relevant topics
- a clear and systematic approach to grammar, with thorough practice
- integrated skills work with a particular focus on reading and writing
- consistent building and recycling of vocabulary
- special sections devoted to functional and situational language
- project work at the end of every module
- the development of critical thinking skills

Each level of Action Pack consists of a Pupil's Book, Audio Cassette, an Activity Book and a comprehensive Teacher's Book, Flashcards and Wall charts.



www.EducationalRC.org



Action Pack 1


First Grade

Starter



Pupil's Book & Activity Book

Richard Northcott



إدارة المناهج والكتب المدرسية

Action Pack

1

First Grade
Starter
(New Edition)

Pupil's Book & Activity Book



Richard Northcott

Acknowledgements

The publishers and the writers would like to acknowledge the contribution made by the Review and Adaptation Committee appointed by the Ministry of Education of the Hashemite Kingdom of Jordan, through their guidance and valued assessment of the materials, to the development of the *New Action Pack 1* course.

Evaluation and Adaptation Committee

- Professor Ahmad Yacoub Majdoubeh
- Dr Hamza Ali Al-Omary
- Dr Tha'er Issa Tawalbeh
- Dr Saleh Hassan Al-Omary
- Haifa Hafez Takrouri
- Narmin Dawod Al-Azza
- Nuha Sulaiman Al-Tarawneh
- Ahmad Hussein Al-Qaisi

قررت وزارة التربية والتعليم تدریس هذا الكتاب في مدارس المملكة الأردنية الهاشمية بموجب قرار مجلس التربية والتعليم رقم ٢٠١٠/١٣ بدءاً من العام الدراسي ٢٠١٠/٢٠١١م.

The Ministry of Education has decided to adopt this book for Jordanian schools in accordance with the approval of the Board of Education decision No. 3/2010 for the 2010–2011 academic year.

التدقيق: منال فاهد أبورمان
المراجعة: ملك محمد المسّاد

The authors and publishers are grateful to all those who have given permission to reproduce copyright material.

© Dar Al Tarbawiyoun House of Education Ltd and Pearson Education Ltd 2010

All rights reserved; no part of this publication may be reproduced, stored in a retrieval system or transmitted in any form or by any means, electronic, mechanical, photocopying, recording or otherwise, without the prior written permission of the copyright holders.

ISBN: 978-614-406-092-6

Printed 2010

Reprinted 2011-2019

York Press
322 Old Brompton Road,
London SW5 9JH, England

Pearson Education Ltd
Edinburgh Gate, Harlow,
Essex CM20 2JE, England
and associated companies throughout the world.

House of Education Ltd
Woodbourne Hall,
P.O. Box 916,
Road Town,
Tortola,
British Virgin Islands

Contents

Pupil's Book

Unit 1 Hello!	4
Unit 2 What's this?	8
Unit 3 Look! It's a robot	12
Unit 4 One, two, three	16
Unit 5 Review	20
Unit 6 How old are you?	22
Unit 7 My family	26
Unit 8 Fadia is in the bedroom	30
Unit 9 My toys	34
Unit 10 Review	38

Activity Book

Unit 1 Hello!	40
Unit 2 What's this?	42
Unit 3 Look! It's a robot	44
Unit 4 One, two, three	46
Unit 5 Review	48
Unit 6 How old are you?	50
Unit 7 My family	52
Unit 8 Fadia is in the bedroom	54
Unit 9 My toys	56
Unit 10 Review	58

1 Listen and point



2



Listen and say




This is Mazen.

1

Hello, Mazen.
I'm Ali.

Hello, Ali.



This is Asma.

2

Hello, Asma.
I'm Samira.

Hello, Samira.

3



Listen, ask and answer

Hello, Asma.
How are you?

I'm very well,
thank you. How
are you?




1

I'm very well,
thank you.

Hello, Ali.
How are you?


I'm very
well, thank you.
How are you?



2

I'm very well,
thank you.

4

 Listen and point

Hello, boys and girls. Stand up, please.



Sit down, please.



5

Say

Stand up, please.



Sit down, please.




6



Listen and match

1




2



3



4



7



Sing



Hello. What's your name?
Hello. What's your name?
Hello. What's your name?

I'm Mazen.

Hello. How are you?
Hello. How are you?
Hello. How are you?

I'm very well, thank you.




1



Listen and point

1

What's this?



It's a door.

2


What's this?



It's a window.

3


What's this?



It's a chair.

4

What's this?



It's a table.

5

What's this?



It's a clock.



6

What's this?

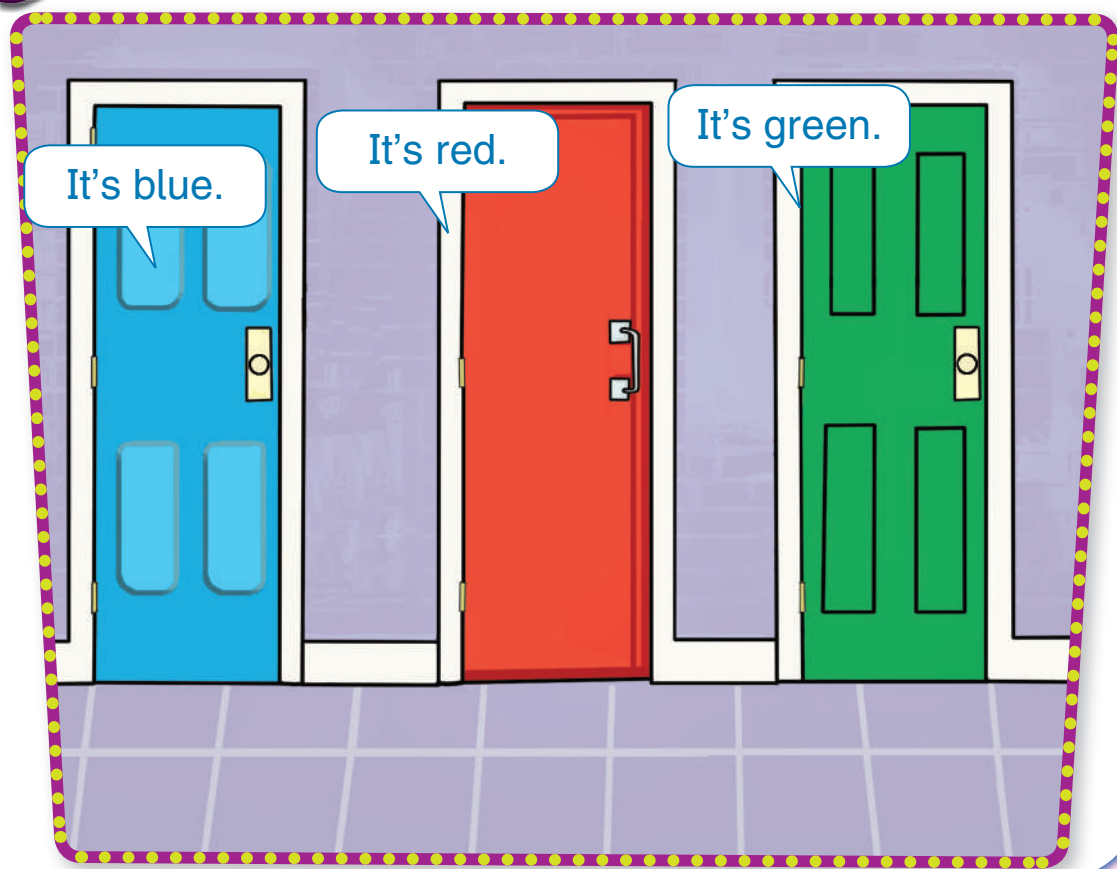


It's a classroom.

2 Ask and answer



3 Listen and point




4 Listen and say



1 What colour is it?



2 What colour is it?



5 Ask and answer



6



Listen and match


1



2



3




4



7

Project: Make colour posters



1



Listen and point


1




2



3




4



2




Listen and say



3

Ask and answer


What's this? What colour is it?
 It's a door. It's green.



4

Say

It's a book. It's blue.



5



Listen and say

b




book



bag



boy

6  Listen and match

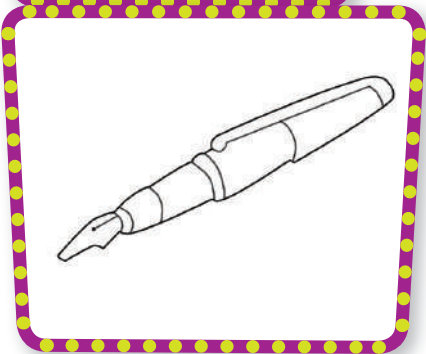
1



2



3




4



7 Say

It's a pen. It's red.




8




Listen and match

1




2



3



4



9



Sing



What colour is the bag?
What colour is the bag?
What colour is the bag?
It's blue.

What colour is the pen?
What colour is the pen?
What colour is the pen?
It's red.



1



Listen and point

1




One boy.

2

Two boys.



3



Three girls.

4

Four cars.



5




Five trees.

Goodbye.

2

Say


one, two, three, four, five



3

Count and say

one book, two books



4



Listen and say

g



girl



green



goodbye

5


Say



6

Listen and say

Five books.




7




Listen and match


1




2



3




4



8

Project: Make a picture book



1 Listen and point

1

What's this?

It's a girl.

What's this?

It's a book.

2

What's this?

It's a bag.

3


What's this?

It's a robot. It's red.

2 Say

Stand up.

Sit down.



3



Listen and say

b



book



bag



blue


4

Ask and answer

- How many pens? Five pens.
- What colour is it? It's blue.



1



2



3



4



5



Sing



What's this?

It's a pen.

What's this?

It's a book.

What's this?

It's a chair.

What's this?


It's a bag.

What's this?

It's a robot.



1 Listen and point




2



Listen and point

1

How old is he?



He's seven.

2

How old is she?



She's six.

3

Match and say

1. How old is she? She's eight.

1 2 3 4 5

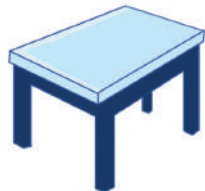
6 7 8 9 10

4



Listen and say

t



table



tree

2

two

5 Say

1. It's a black pen. 2. It's a blue bag.



6 Listen and say

3. It's a clock.

1



2



3





4




5



7 Listen and match



8 Project: Make a number chain



1



Listen and point

1



2



This is Dad.

This is Mum.

3



This is my sister.

This is my brother.

4



This is Ali. He's my friend.


Hello.

Hello, Ali.

2




Listen and point



3

Say

This is Mazen. This is his mum. This is his dad.
 This is Asma. This is her mum. This is her dad.



4



Listen and say

S

6


7




six

seven

sister


5  Listen and point



6**Listen and match****1****2****3****4****7****Sing**

She's my friend.
Her name's Kate.
How old is she?
She's eight.

He's my friend.
His name's Ben.
How old is he?
He's ten.



1

Listen and point

1

Ibrahim is in the bathroom.



2

Fadia is in the bedroom.




3

Mazen is in the kitchen.



4

Mum is in the living room.



2**Ask and answer**

1. Where is she? She's in the bathroom.

1




2




3



4

**3****Find and say**

Where is the bag? It's in the bedroom.

**4****Listen and say**

f

4

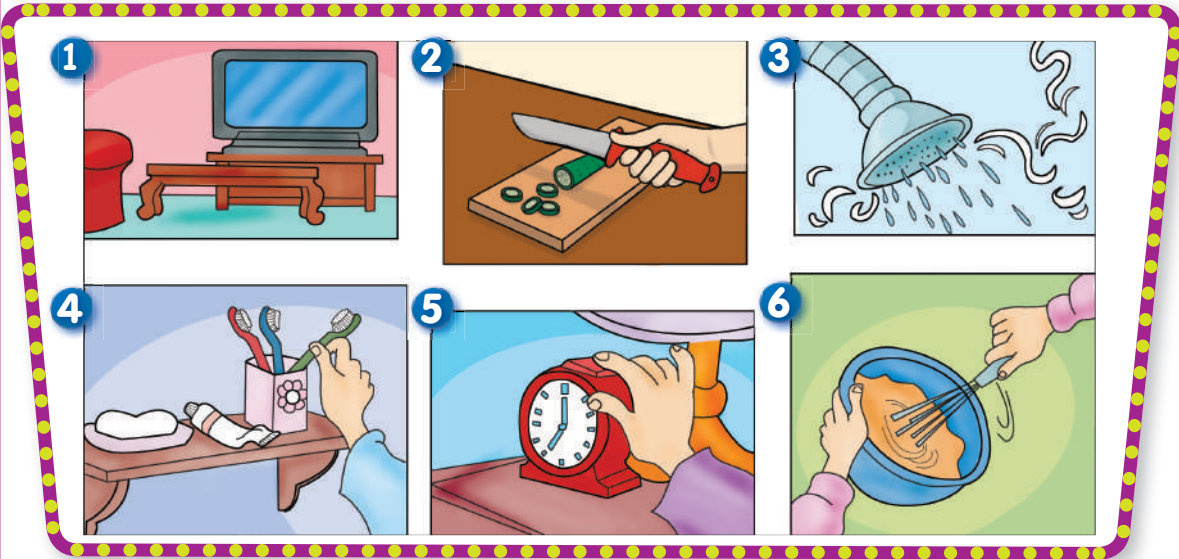
5

four

five


5  Listen and match. Say

It's in the living room.



6 Look and say


She's in the kitchen.




7

Listen and match

1



2



3




4



8

Project: Make a picture of a house



1



Listen and point


This is my computer.

1



2

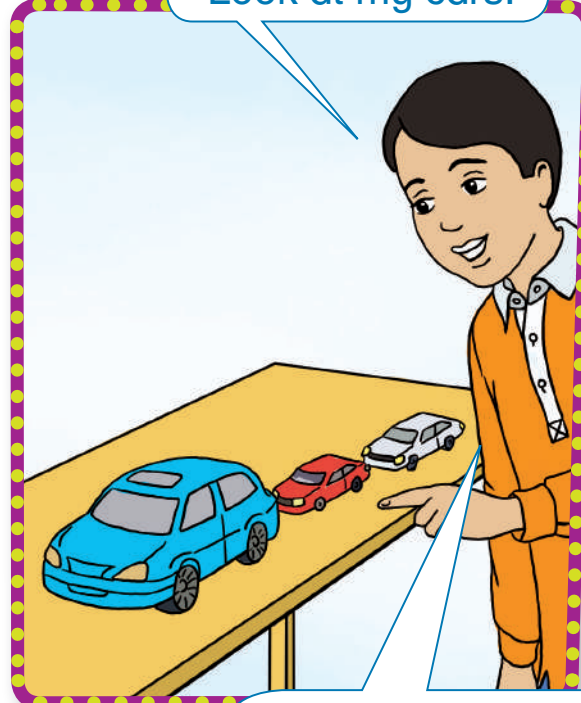
Look at my CD games.



This is my CD game.

3


Look at my cars.



This is my blue car.

4

Oh!



2



Listen and say




3




Listen and match

1



2



3



4



4



Listen and say


C



car




computer




clock

5  Listen and match




6 Ask and answer

Four red balls.



7 Listen and match



8 Sing



Look at my book.
My book, my book.
This is my book.
My book is red.

Look at my book.
My book, my book.
This is my book.
My book is blue.



1




Listen and point

This is my mum.



This is my dad.



This is Mazen. He's six.



Mazen is my friend.



2

Say

1

2

3

4

5

6

7

8

9


10

3



Listen and match


1




2



3




4



4

Game: Look and say

1



2



3




4



5



6




7



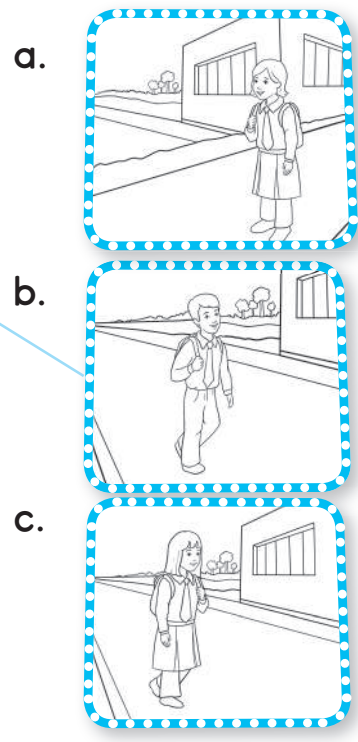

8




1.  Listen and circle



2. Match and say




3.  Listen and draw




4. Look and match


1.




a.



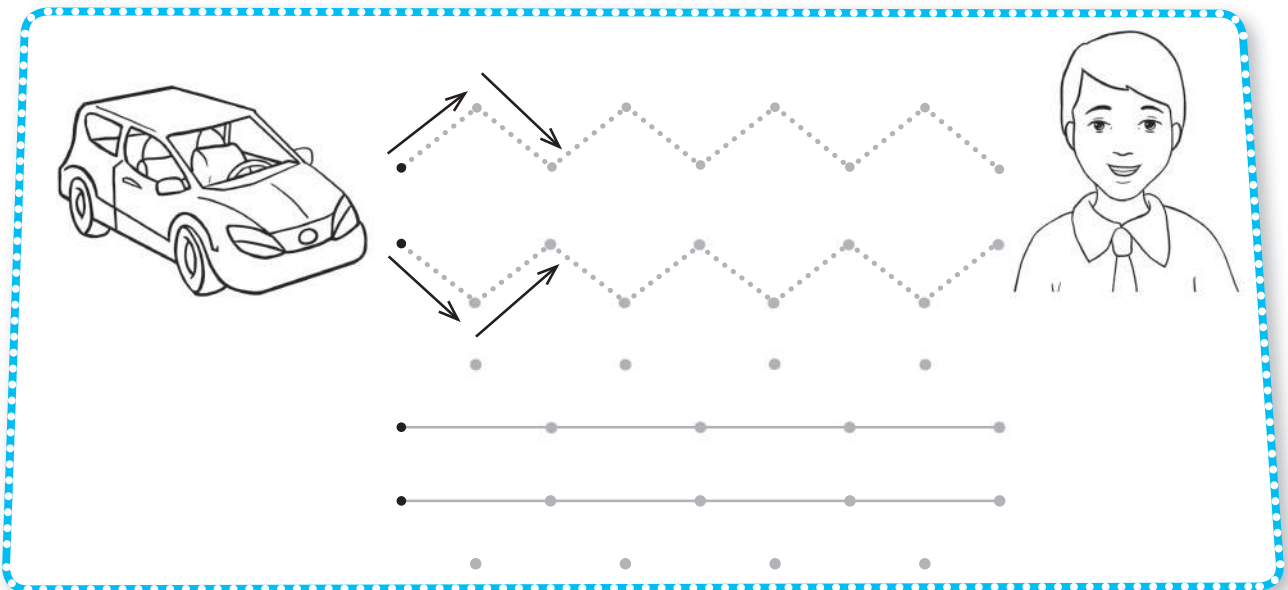
2.




b.




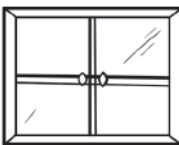
5. Trace and copy





1. Match


1. 


2. 


3. 

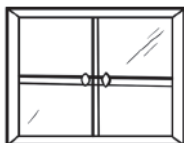
4. 


5. 

a. 

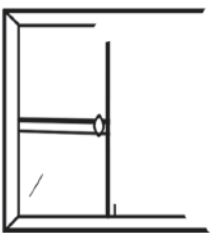
b. 

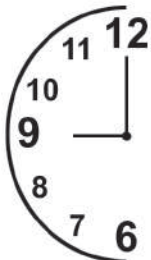
c. 


d. 

e. 

2. Complete


1. 

2. 


3. 

3. Listen and colour


1.




2.



3.




4. Trace and copy




5. Project: Make a colour poster



1.  Listen and circle

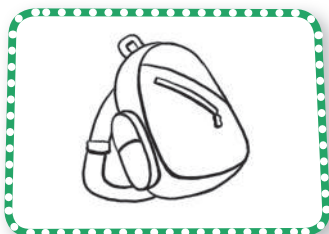


2.  Listen and draw




3.  Listen and colour


1.




2.




3.




4. Draw and say



1. It's a book.

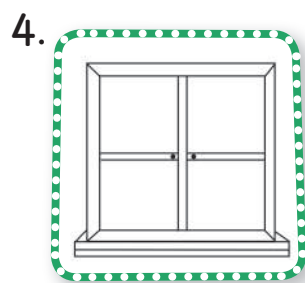

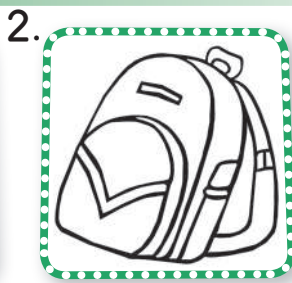



2. It's a bag.







3. It's a robot.

5. Find and circle the b sounds



6. Listen, circle and colour




7. Trace and copy

Tracing practice for the letter 'b' on a four-line grid. The first row shows a lowercase 'b' with stroke order arrows (1: vertical down, 2: counter-clockwise curve) followed by a series of dotted 'b's for tracing. The second row shows a dotted 'b' for copying. The third row shows an uppercase 'B' with stroke order arrows (1: vertical down, 2: top curve, 3: bottom curve) followed by a series of dotted 'B's for tracing. The fourth row shows a dotted 'B' for copying.


1. Count and circle

1.




1 2 3 4 5

2.




1 2 3 4 5

3.



1 2 3 4 5

4.



1 2 3 4 5

5.



1 2 3 4 5


2. Colour and say

1.



One bag.

2.




Two girls.






3.










4.





3. Match and copy

	1	<input type="checkbox"/>
	2	<input type="checkbox"/>
	3	<input type="checkbox"/>
	4	4
	5	<input type="checkbox"/>

4. Find and circle two g sounds

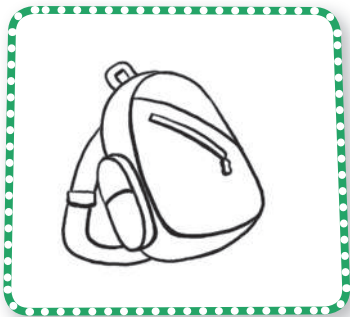


5. Trace and copy


	g g g g g g g	g
	G G G G	G

1.  Listen and circle


1.




2.




3.




4.



5.




6.

2.  Listen and tick

1.



2.




3.




4.



5.



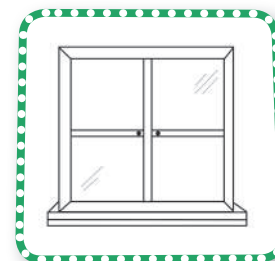
6.



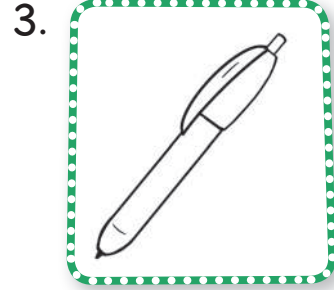
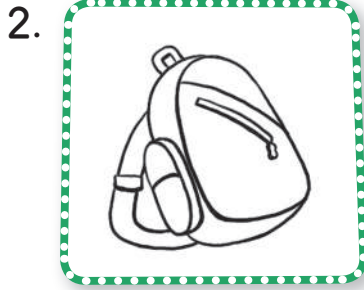

7.



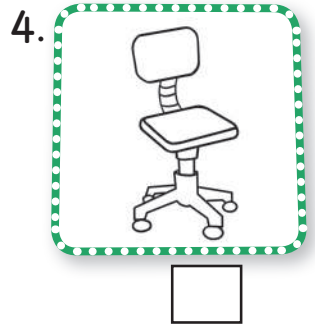
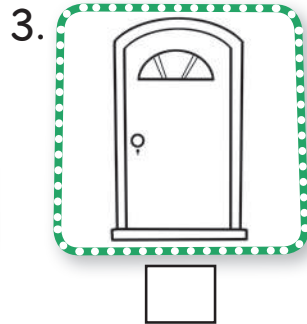

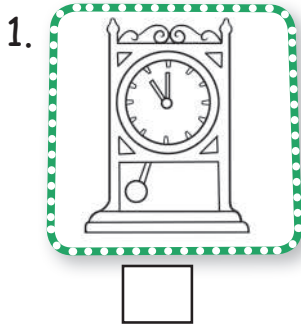
8.





3.  Listen and colour




4.  Listen, tick and colour



5.  Listen, circle and colour





6. Copy and match





1. Match and say






Six clocks. Seven windows.



Eight Seven
Ten Six Nine




2. Listen and circle

1. 
2. 
3. 
4. 
5. 

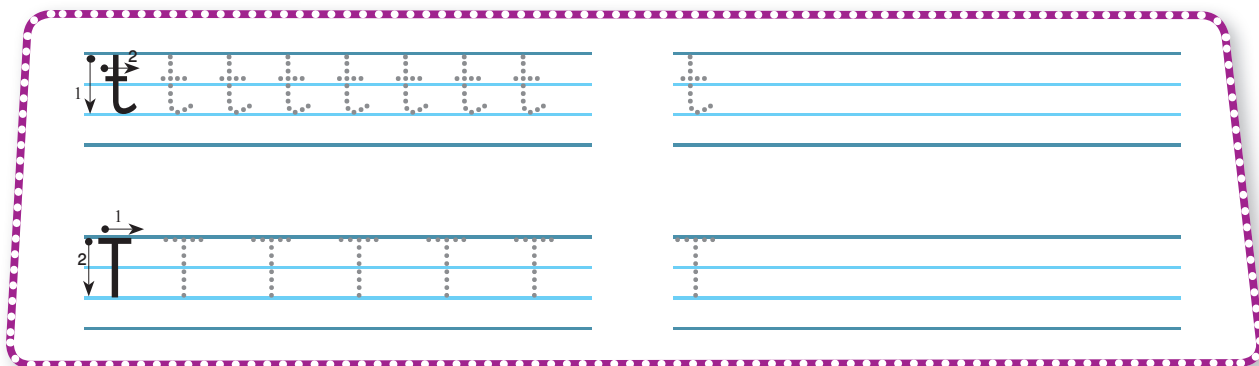
3. Choose and circle

- | | | | | | | | |
|----|---|---|---|---|---|----|----|
| a. | 1 | 2 | 3 | 4 | → | 5 | 10 |
| b. | 6 | 7 | 8 | 9 | → | 10 | 6 |
| c. | 2 | 3 | 4 | 5 | → | 6 | 3 |
| d. | 3 | 4 | 5 | 6 | → | 10 | 7 |
| e. | 8 | 7 | 6 | 5 | → | 4 | 9 |

4. Find and circle two t sounds




5. Trace and copy




6. Listen and draw


1.



2.




3.




1.  Listen and circle


1.




2.



3.




4.




2. Match

1.



2.




3.




4.




a.



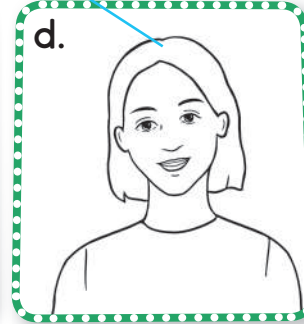
b.





c.



d.






3. Find and circle three s sounds






4. Circle the odd one out

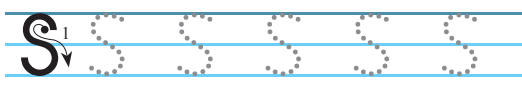
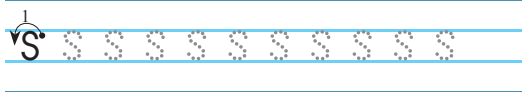
1.



2.



5. Trace and copy




1.  Listen and match


1.




2.




3.




4.



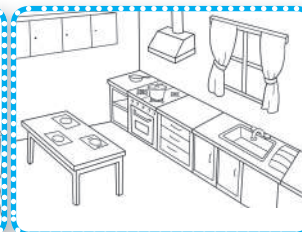
a.




b.




c.




d.



2. Write the missing letters

1. Kiichen

2. _athroom




3. _edroom

3.  Listen and draw




1.



2.




4. Find and circle two f sounds



5. Trace and copy


Tracing practice for lowercase 'f' and uppercase 'F' on handwriting lines. The first row shows a lowercase 'f' with stroke order arrows (1: down, 2: right) followed by a row of dotted 'f's for tracing and a blank row for copying. The second row shows an uppercase 'F' with stroke order arrows (1: down, 2: right, 3: right) followed by a row of dotted 'F's for tracing and a blank row for copying.

6. Project: Make a picture of a house




1.  Listen and match

a.



b.



c.



d.



e.




f.



2.  Listen and circle



1.




2.




3. Find and circle three c sounds




4. Count and circle



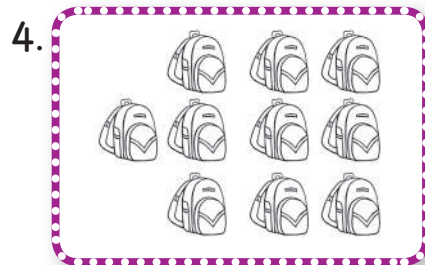
④ 5 6 7



2 3 4 5

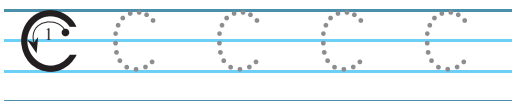


6 7 8 9




7 8 9 10

5. Trace and copy




1.  Listen and circle


1.




2.



3.








4.





2. Look and match


1 2 3 4 5




3. Listen and draw

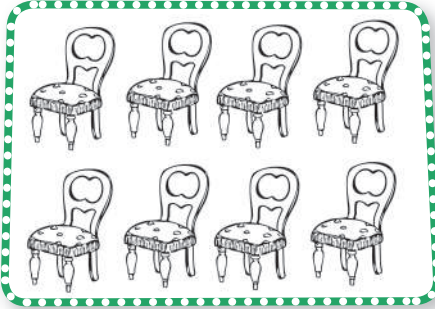
1. 


2. 

3. 


4. Listen and colour











5. Trace and copy



























Self-assessment

Place ✓ or X.



Unit 1

	✓	X
		
		



Unit 6

	✓	X
		
		



Unit 2

	✓	X
		
		



Unit 7

	✓	X
		
		



Unit 3

	✓	X
		
		


Unit 8

	✓	X
		
		



Unit 4

	✓	X
		
		



Unit 9

	✓	X
		
		


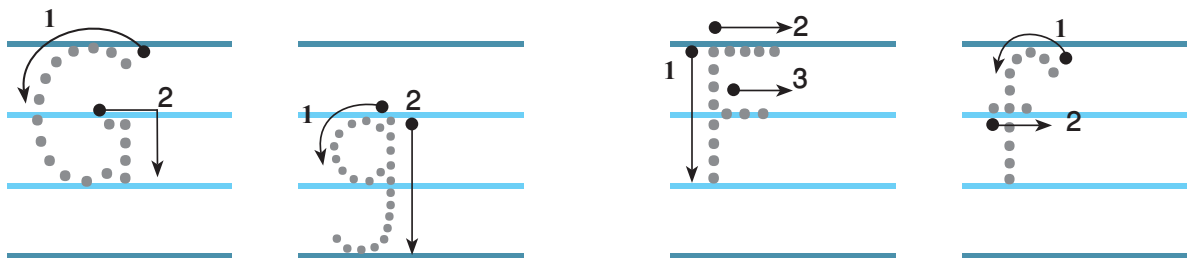
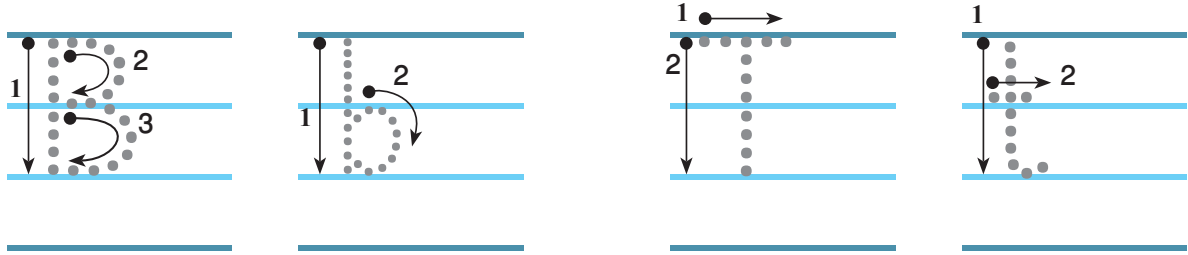
Unit 5

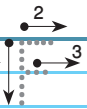
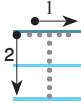
	✓	X
		
		

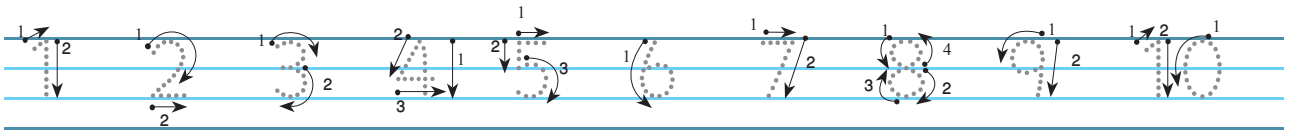
Unit 10

	✓	X
		
		

Extra Practice







1 2 3 4 5 6 7 8 9 10

1 2 3 4 5 6 7 8 9 10

1 2 3 4 5 6 7 8 9 10

1 2 3 4 5 6 7 8 9 10

1 2 3 4 5 6 7 8 9 10

1 2 3 4 5 6 7 8 9 10

1 2 3 4 5 6 7 8 9 10

1 2 3 4 5 6 7 8 9 10

1 2 3 4 5 6 7 8 9 10

1 2 3 4 5 6 7 8 9 10



1

2

3

4

5

6

7

8

9

10