



Directorate of Curricula and School-Textbooks

# Basic Concepts and Outcomes Learning

## English Language

### Fifth Grade



Publisher

The Ministry of Education

Directorate of Curricula and School-Textbooks

منهاجي  
متعة التعليم القادف



All rights reserved to the Ministry of Education  
Jordan - Amman /P. O. Box (1930)

**The authorship of this educational material was supervised by:**

Dr. Nawwaf Al-Aqil Al-Ajarmah/Secretary General for Educational Affairs

Dr. Najwa Dheifallah Alqubelat / Secretary General For Administration and Financial Affairs

Dr. Mohammed Salman Kenanah /Director General for Curricula and Textbooks Directorate

Dr. Osama Kamel Jaradat / Director for Curricula Directorate

Dr. Zayed Hasan Okour / Director of Textbooks Directorate

Zeyad Khalil Al-Harasis/ Foreign Languages Curriculum Member

**Coordination& Follow-up:** Dr. Zobaida Hasan Abushwemeh / Head of Vocational Subjects Division.

**Authoring committee of learning material**

Nisreen Ibrahim Abu Yahya

Abdallah Abdallah Judeh

Suha Abdul Razzaq Slim

**Editor:** Zeyad Khalil Al-Harasis

**Copy Editor:** Narmin Dawod Al-Azza

**Designer:** Ziad “Mohd Adnan” Mehyar

**Illustrator:** Fayza Fayez Haddad

**Production:** Dr. Abd Al-Rahman Abu Suailiq

**Proofreader and reviewer:** Manal Fahed Aburumman



# Content

	Topic	Page
Lesson	1 Recognizing letter-sound relationships	5
Lesson	2 Introducing oneself and others	7
Lesson	3 Appreciating value of Jordanian culture	9



## Introduction

Based on the vision of the Ministry of Education; to achieve quality and distinguished education that suits the needs of students, and potentially provides learners with the basic skills necessary to adapt to the requirements and challenges of life, equipped with knowledge, skills and values that help build their personalities in a balanced way, this learning material was based on basic concepts and outcomes of the English language subject for fifth graders. This material forms the basis of students' competence, and focuses on the most important concepts that enable the student to smoothly move to the next stage, thus, without a learning gap. The concepts were selected and condensed, then presented in a light manner to ensure more indulgence in the learning process through activating self-learning strategy. In addition, parents are invited to participate in this learning process. The educational content in this booklet includes four topics, each of which includes the basic concepts of learning English language skills.

Therefore, this content was based on achieving the following outcomes:

- recognise the sounds of consonant combinations in the English alphabet
- be able to introduce information about one self and others
- use simple sentences to express the values of Jordanian culture

# Lesson 1

## Recognizing letter-sound relationships

### Key words

English Alphabet Letter-Sound- Shop - Crayon- Brush - Sleep

### Outcome

Students are expected to: recognise the sounds of consonant combinations in the English alphabet

Chair



CH

beach



Ghost



GH

Laugh

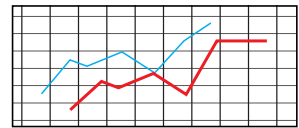


Phone




PH

Graph

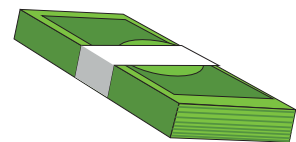


Shower



SH

Cash



They












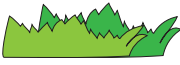


TH

Mouth & Teeth




## 1 Look and complete

fr	or	fl	gr	or	gl
	<input type="text"/>	ozen		<input type="text"/>	obe
	<input type="text"/>	ag		<input type="text"/>	ove
	<input type="text"/>	uit		<input type="text"/>	ape
	<input type="text"/>	og		<input type="text"/>	ocery
	<input type="text"/>	ower		<input type="text"/>	ass
	<input type="text"/>	y		<input type="text"/>	ass

## 2 Look and complete and match

- a. sh .....op
- b. cr .....ayon
- c. br .....ush
- d. sl .....eep



## Lesson 2

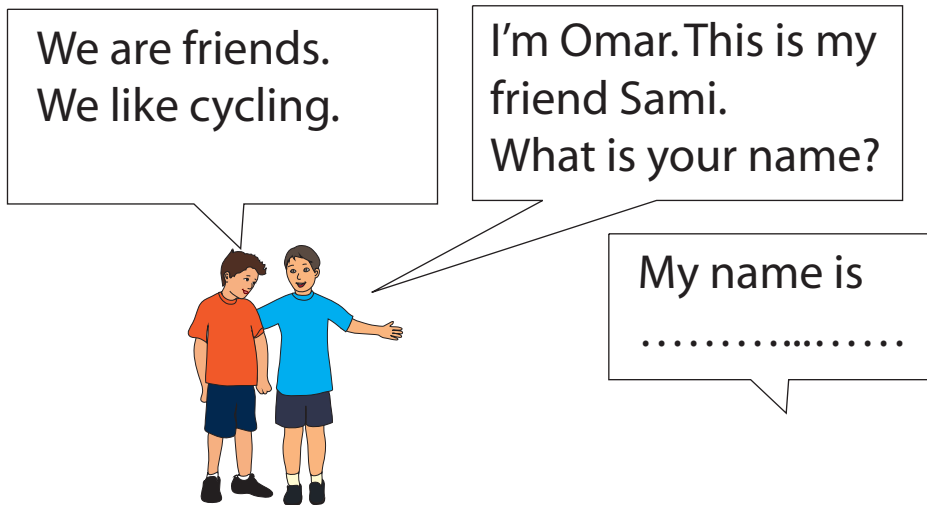
## Introducing oneself and others

### Key words

Introducing-Scientific  
Experiment -Street - Park  
Library - Laboratory

### Outcome

Students are expected to:  
be able to introduce information  
about oneself and others.



### 1 Read, look and complete

street park library laboratory

a-I usually read a book at the .....



b-My friend never plays football in the .....



c-We always do scientific experiments in the .....



d-We sometimes ride our bikes at the .....



## 2 Read and answer

- A: What do you do after school?

B:

I

- A: Do you want to play football with us? B:





## Lesson 3

### Appreciating value of Jordanian culture

#### Key words


appreciating- value -  
Jordanian-culture  
environment - tent- camels  
- sewed-save

#### Outcome

Students are expected to:  
use simple sentences to express  
the values of Jordanian culture

- What do these people do as a daily routine?

a- Maha always brushes her teeth at 6:15.



b- The boys never go to school by bus.

They go on foot.



c- I always wake up early, at 6:00 o'clock.



d- My mother always cooks lunch at 2:30.



## 1 Read and complete

From: Ahmad and Rana

To: Grandma and Grandpa


Dear Grandma and Grandpa,

Last week, we went to Petra with our school. It IS a beautiful city.

Dad told us it was built by the Nabataeans. They are Arab people from the past. They lived in Petra, and built their homes in rocks. Our teacher, Miss Lana, told us that she will take us in a class trip to Petra again. We love Jordan. It is a beautiful country.

Love,

Ahmad and Rana



tents

camels

sewed

lived

keep

Last week, we visited the desert of Rum in a class trip. We saw some tents and horses. People in the past ..... in ..... and moved from one place to another on ..... .The teacher told us that people ..... their clothes by hand. We need to ..... our country clean for more visitors to come and enjoy.

## 2 Read and write

riding horses      reciting Quran      swimming in Aqaba  
playing tennis      running      reading books about Jordan  
playing computer games

a- What does Rana like doing?

Rana likes playing tennis.

b- What does Ahmad like doing?

Ahmad likes riding horses.

c- What do the children like doing?

They like

d- What do you like doing?

I like

e- What do your friend like doing?

How do you feel about your performance in....?



Fair



Good



Excellent

Lesson1 :Recognizing letter-sound relationships	
Lesson 2 :Introducing oneself and others	
Lesson 3 :Appreciating value of Jordanian culture	

